

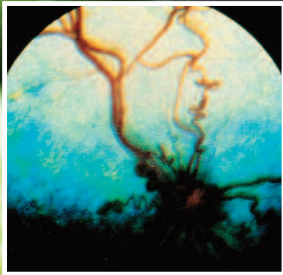



American Association of
FELINE
PRACTITIONERS®

AMERICAN ASSOCIATION OF FELINE PRACTITIONERS

2020 *Virtual* CONFERENCE

REGISTRATION BROCHURE



Feline Head & Neck: Diseases, Disorders, & More

October 3 & 4 and 24 & 25, 2020

www.catvets.com/education

Feline Head & Neck: Diseases, Disorders, & More

ALL TIMES ARE EASTERN TIME ZONE

October 2 - 12:00 pm **Attendee Access to Event and On-demand CE**

Day 1 **October 3, 2020** *Live Exhibits open from 12:00 - 5:00 pm*

TIME	SESSION TITLE	SPEAKER	SPONSOR/PARTNER
10:00 - 10:30 am	Yoga 101		
11:00 - 11:20 am	President's Address	Dr. Kelly St. Denis	
11:20 - 12:20 pm	Feline Grimace Scale for Acute Pain Assessment	Dr. Paulo Steagall	ZOETIS PETCARE 
12:20 - 1:20 pm	Painful Conditions of the Head	Dr. Paulo Steagall	ZOETIS PETCARE 
	Chronic Seizure Management for Cats	Dr. Heidi Barnes Heller	
	<i>Technician/Nurse:</i> Respiratory Emergencies: Triageing the Feline Patient	Ms. Alison Gottlieb	
1:20 - 2:00 pm	Exhibit Hall Break		
2:00 - 3:00 pm	Partner Symposia		
	The Three "A's" of Acute Pain Management: Anticipate, Assess, & Alleviate	Dr. Sheilah Robertson	
	It's a New World: Introducing the 2020 AAFP Retrovirus Testing & Management Guidelines	Dr. Susan Little	
	Placement & Maintenance of Nasogastric Feeding Tubes in Cats	Dr. Lisa Powell	
	The Future is Now: 21st Century Fecal Testing Technology in Your Practice	Dr. Cory D. Penn	ZOETIS PETCARE
3:00 - 4:00 pm	Feline Oral Squamous Cell Carcinoma: Recent Advances	Dr. Michael Nolan	
	Neurologic Examination for Busy Practitioners	Dr. Heidi Barnes Heller	
	<i>Technician/Nurse:</i> Special Considerations on Feline Ears	Dr. Alison Diesel	ZOETIS PETCARE
4:00 - 4:30 pm	Exhibit Hall Break		
4:30 - 5:00 pm	Ask the Experts	Drs. Heidi Barnes Heller & Paulo Steagall	
5:00 - 6:00 pm	Virtual Happy Hour		ZOETIS PETCARE

Feline Head & Neck: Diseases, Disorders, & More

ALL TIMES ARE EASTERN TIME ZONE

Day 2		October 4, 2020		Live Exhibits open from 11:00 am - 4:30 pm	
TIME	SESSION TITLE	SPEAKER	SPONSOR/PARTNER		
9:30 - 10:00 am	Meditation Exercises				
10:00 - 11:00 am	Finding our Path to Honor Ourselves as We Live the Veterinary Oath	Dr. Kimberly Pope-Robinson			
11:00 - 12:00 pm	Allergic Dermatitis	Dr. Alison Diesel			
	Feline Herpesvirus 101: Why, What, & How?	Dr. Jessica Meekins			
	<i>Technician/Nurse:</i> Feline Pain: Detecting, Identifying Options, & Advocating for your Patients	Ms. Alison Gottlieb			
12:00 - 1:00 pm	Kitten-caboodle: A Selection of Various Feline Dermatoses	Dr. Alison Diesel			
	Feline Herpesvirus: Review of Treatment Strategies	Dr. Jessica Meekins			
	<i>Technician/Nurse:</i> Is the Kitty Crazy? Feline Hyperthyroidism	Dr. Kathy Engler			
1:00 - 1:45 pm	Exhibit Hall Break				
1:15 - 1:35 pm	AAFP Membership Meeting				
1:45 - 2:45 pm	Partner Symposia				
	CKD: Prediction of Future Diagnosis, Early Diagnosis, Staging, & Management Strategies	Dr. Dennis Chew			
	Unintentional Weight Loss: Feline Dwindles	Dr. Grant Gugisberg			
	Look What the Cat Dragged In: Emerging Infections & Infestations Facing Felines Today	Dr. Susan E. Little			
	Pouncing on Pain: Managing Feline Osteoarthritis Cases	Dr. Elizabeth Colleran			
2:45 - 3:45 pm	Otitis in the Cat: Keys to Diagnosis & Therapy	Dr. Alison Diesel			
	Otic Polyp: Etiology, Presentations, & Treatments	Dr. Bryden Stanley			
	<i>Technician/Nurse:</i> Ophthalmic Drugs & When to Use Them	Dr. Jessica Meekins			
3:45 - 4:15 pm	Exhibit Hall Break				
4:15 - 4:45 pm	Ask the Experts	Drs. Alison Diesel & Jessica Meekins			
5:00 - 6:00 pm	Think Like a Cat: How to be Feline Friendly at Home & in the Practice	Dr. Kelly St. Denis			

Feline Head & Neck: Diseases, Disorders, & More

ALL TIMES ARE EASTERN TIME ZONE

Day 3			
October 24, 2020			
Live Exhibits open from 11:00 am- 5:00 pm			
TIME	SESSION TITLE	SPEAKER	SPONSOR/PARTNER
9:00 - 9:30 am	Slow Flow Yoga		
9:45 - 10:45 am	AAFP Case Rounds: Bill the Cat	Dr. Craig Webb	
11:00 - 12:00 pm	Video Chat Discussion Forums *Pre-registration Required		
12:00 - 1:00 pm	Update on Treatment Strategies for Feline Chronic Gingivostomatitis	Dr. Christopher Snyder	
	Nutrition for the Hospitalized Patient	Dr. Christopher Byers	
	<i>Technician/Nurse:</i> Cat Naps During a COHAT: The Complete Plan for the Feline Dental Patient	Ms. Mary Berg	
1:00 - 1:45 pm	Exhibit Hall Break		
1:45 - 2:45 pm	Mastering Feline Dental Radiograph Interpretation	Dr. Christopher Snyder	
	Diagnosis & Treatment of Chronic Nasal Disease in Cats: Part 1	Dr. Phillip Padrid	
	<i>Technician/Nurse:</i> Tips & Tricks for Great Dental Radiographs	Ms. Mary Berg	
2:45 - 3:45 pm	Partner Symposia		
	Feline Hypertension: Diagnosis, Treatment, & Management	Dr. Clarke Atkins	
	One Size Won't Fit All: Tailoring Weight Management Plans For Cats	Dr. Julie Churchill	
	Hydration Fixation: Beyond the Water Bowl	Dr. Jason Gagne	
3:45 - 4:15 pm	Exhibit Hall Break		
4:15 - 5:15 pm	Gastroesophageal Reflux: An Under-Recognized Source of Pain	Dr. Christopher Byers	
	Diagnosis & Treatment of Chronic Nasal Disease in Cats: Part 2	Dr. Phillip Padrid	
	<i>Technician/Nurse:</i> Pain Management & Anesthesia Concerns in Feline Dental Patients	Ms. Mary Berg	
5:15 - 6:15 pm	Virtual Happy Hour		

Feline Head & Neck: Diseases, Disorders, & More

ALL TIMES ARE EASTERN TIME ZONE

Partner Symposium

Day 4

October 25, 2020

Live Exhibits open from 11:00 am- 4:00 pm

TIME	SESSION TITLE	SPEAKER	SPONSOR/PARTNER
9:00 - 9:30 am	Yoga Building Bone Density & Balance		
9:45 - 10:45 am	Update in Feline Gastro-Enteric Syndromes	Dr. Margie Scherk	
11:00 - 12:00 pm	Raising Awareness of Osteoarthritis: Identify & Diagnose Affected Cats	Dr. Sheilah Robertson	
12:00 - 1:00 pm	Nutritional Management of Chronic Enteropathies: A Review of the Recent Research in Cats	Dr. Becky Mullis	
1:00 - 1:30 pm	Exhibit Hall Break		
1:30 - 2:30 pm	Ask the Experts: Q&A	Drs. Debra Horwitz & Sheri Ross	
2:35 - 3:30 pm	Putting Vaccines into Perspective	Dr. Christopher Lee	
3:30 - 4:00 pm	Exhibit Hall Break		
4:00 - 5:00 pm	Creating a Multimodal Plan to Combat Long-term Pain: Why Physical & Mental Health Must be Considered	Dr. Sheilah Robertson	

All content on demand through December 31, 2020

Note: Content is subject to change.

Feline Head & Neck: Diseases, Disorders, & More






On Demand

CATEGORY	SESSION TITLE	SPEAKER	SPONSOR/PARTNER
Head and Neck			
Dentistry	Maximizing Regional Anesthetic & Pain Management for Dentistry & Oral Surgery Patients	Dr. Christopher Snyder	
Dentistry	Tips & Tricks for Successful Extractions & Achieving Predictable Healing	Dr. Christopher Snyder	
Dentistry	Navigating Those Dental Complications That Make You Go... Hmmm!?	Dr. Christopher Snyder	
Dermatology	Pesky Parasites & Infections Regionalized to the Head & Neck Area	Dr. Alison Diesel	
Emergency/Critical Care	Management of Traumatic Brain Injury	Dr. Christopher Byers	
Neurology	Acute Seizure Management for Cats	Dr. Heidi Barnes Heller	
Neurology	Novel Seizure Therapeutics for Cats	Dr. Heidi Barnes Heller	
Neurology	Feline Hyperesthesia, Cognitive Dysfunction, & Other Mystery Diseases	Dr. Heidi Barnes Heller	
Oncology	Measuring Feline Orofacial Cancer Pain	Dr. Michael Nolan	
Oncology	Nasal Tumors & Neuro-Oncology in Cats	Dr. Michael Nolan	
Ophthalmology	Unique Feline Corneal Diseases	Dr. Jessica Meekins	
Ophthalmology	Uveitis: Ocular Manifestations of Systemic Disease	Dr. Jessica Meekins	
Pain Management	Chronic Pain: Is It All in the Head?	Dr. Beatriz Monteiro	 
Surgery	Face & Head Reconstructive Techniques in Cats	Dr. Bryden Stanley	
Technician			
	Cat's Don't Read Textbooks: Commonly Found Oral Pathology of Felines	Ms. Mary Berg	
	Feline Head Trauma	Ms. Alison Gottlieb	
	Feline Respiratory Patients: A Delicate Balance	Ms. Alison Gottlieb	
Practice Mgmt.			
	Cyberbullying & the Veterinary Profession	Dr. Phillip Padrid	
	Every Practice's Struggle: How to Attract, Retain, & Motivate Your Veterinary Talent	Dr. Taylor Tillery	

Continued on next page

Feline Head & Neck: Diseases, Disorders, & More

On Demand

CATEGORY	SESSION TITLE	SPEAKER	SPONSOR/PARTNER
Partner Symposia	ABVP: Is It For Me?	Dr. Amy Hinc	
	A Transformational Nutritional Approach to Managing Cat Allergen Fel d1	Dr. Ebenezer Satyaraj	
	Hill's At Home	Various Experts	
	Regenerative Medicine & the Feline Patient	Dr. Robert Harman	
	Understanding Feline Hypertension	Dr. Clarke Atkins	
	Update on Diabetes Mellitus in Cats	Dr. Deborah Greco	
	What is it? Differentiating Medical from Behavioral	Dr. Valarie Tynes	
Oral Abstracts	How Does OA in Cats Affect Their Quality of Life	Dr. Andrea Wright	
	Identification of Risk Factors for Feline Anesthetic Mortality	Dr. JoAnne Morrison	
	The Novel UNESP-Botucatu Cat Pain Scale (UCAPS)	Dr. Paulo Steagall	
	Thyroid Troubles: Diagnosis and Management of Hypothyroidism	Ms. Stefanie DeMonaco	
	What's In Your Patient's Head: Cone Beam Computed Tomography	Dr. Katherine Knutson	
Miscellaneous			
AAFP Seminar	Creating Individualized Feline Vaccine Protocols: Key Points from the 2020 AAHA/AAFP Feline Vaccination Guidelines	Dr.'s Philip Kass & Amy Stone	
AAFP Seminar	NEW AAFP Cat Friendly Certificate Program	Dr. Kelly St. Denis	

Note: Content is subject to change.

Clarke Atkins, DVM, DACVIM North Carolina State University, Cary, North Carolina

Sponsor  **Boehringer
Ingelheim**

Clarke Atkins, DVM, the Jane Lewis Seaks Distinguished Professor of Companion Animal Medicine (Emeritus) at North Carolina State University and Norden Outstanding Teacher Award recipient, is board-certified by the ACVIM (Medicine & Cardiology). He has served on four ACVIM or international Consensus Committees on systemic hypertension, canine mitral valve disease (2009, 2017), and cardiorenal syndrome, as well as receiving the Honorary Member Award from the American Heartworm Society in 2019. His research involves canine and feline heartworm disease and treatment of cardiovascular disease in dogs, cats, and horses. He has over 150 publications and has provided well over 1000 hours of continuing education in the U.S. and many countries around the world. Dr. Atkins continues to be active speaking and carrying out clinically-oriented research in retirement.

Heidi Barnes Heller, DVM, DACVIM (Neurology) Barnes Veterinary Specialty Services, LLC, Madison, Wisconsin

Dr. Barnes obtained her veterinary degree from Michigan State University in 2000, followed by a rotating internship at the University of Illinois and a residency in neurology/neurosurgery at the University of Florida. Dr. Barnes is board-certified from the American College of Veterinary Internal Medicine. She was the staff neurologist outside of Chicago Illinois until December 2010, after which point she joined the University of Wisconsin-Madison School of Veterinary Medicine in neurology and neurosurgery. In 2019, Dr. Barnes founded Barnes Veterinary Specialty Services; a mobile neurology and neurosurgery business serving Wisconsin and Northern Illinois with tele-neurology services worldwide.

Mary Berg, BS, RVT, LATG, VTS (Dentistry) Beyond the Crown Veterinary Education, Lawrence, Kansas

Partner  **NAVTA**

Mary is a Charter member of the Academy of Veterinary Dental Technicians and received her Veterinary Technician Specialty in Dentistry in June 2006. Mary currently serves as the Treasurer of the AVDT. Mary worked in research for over 29 years, specializing in products aimed at improving oral health of companion animals and continues to work with companies to evaluate the efficacy of their products. In addition to her research background, she was the practice manager and dental specialist at a general practice for 7 years, teaches veterinary technology, and is currently the president of Beyond the Crown Veterinary Education, a veterinary dental consulting service. Mary is actively involved in NAVTA, AVDT, and KVTA. She also served on committees of the AVMA and AAVSB. She has authored or co-authored over 80 articles including publications, textbook chapters, along with her own textbook. Mary was named the 2020 NAVTA Veterinary Technician of the Year. When not involved in veterinary medicine, Mary lives on a small farm near Lawrence, Kansas with her husband, Doug, a terrier mix, Gypsy, two opinionated cats named, Ricochet and Ladybug, and a 29-year-old horse.

Christopher Byers, DVM, DACVECC, DACVIM (SAIM), CVJ CriticalCareDVM.com, Omaha, Nebraska

Sponsor  **ROYAL CANIN**

Dr. Christopher G. Byers is a practicing board-certified veterinary emergency and critical care, and small animal internal medicine specialist based in Omaha, Nebraska. He received his BS degree in Animal Sciences from Colorado State University and his DVM from Cornell University's College of Veterinary Medicine. Dr. Byers' professional passions are mentoring and coaching veterinary students and colleagues in the areas of emergency and critical care, internal medicine, and communication skills. To that effect, he's been privileged to travel around the globe, partnering with veterinary professionals dedicated to advancing animal health. Dr. Byers publishes a weekly blog called CriticalCareDVM. The goals of this passion project are to educate pet parents and promote the triad of care between pet owner, primary care doctor, and board-certified veterinary specialist.

Dennis Chew, DVM, DACVIM The Ohio State University College of Veterinary Medicine, Columbus, Ohio

Sponsor  **ANTECH**
DIAGNOSTICS AND IMAGING

Dr. Chew is a 1972 graduate of the College of Veterinary Medicine at Michigan State University. He did a one-year internship at South Weymouth Veterinary Associates and a two-year residency in internal medicine and nephrology at the Animal Medical Center in New York City. He became a Diplomate of the American College of Veterinary Internal Medicine in 1977. Dr. Chew was an attending veterinarian at The Ohio State University College of Veterinary Medicine Teaching Hospital for 36 years and is now Professor Emeritus. Most of his work in clinics, research, and publications involves urology/nephrology in small animals. He has special interest in disorders of calcium metabolism, chronic kidney disease and vitamin D metabolite dynamics, idiopathic/interstitial cystitis of cats, and diagnostic urinary endoscopy. He has been the author of over 100 peer-reviewed publications and 2 editions of the Manual of Nephrology and Urology in Small Animals.

Julie Churchill, DVM, PhD, DACVN University of Minnesota College of Veterinary Medicine, Arden Hills, Minnesota

Sponsor  **MARS
Petcare**

Dr. Churchill is a Diplomate of the American College of Veterinary Nutrition and member of the American Academy of Veterinary Nutrition. Dr. Churchill developed a small animal clinical nutrition service that was financially self-sustaining within 5 years. She is currently Professor, and director of the Nutrition Service and the Associate Medical Director for Specialty, Primary and Urgent Care Services at the University of Minnesota. Dr. Churchill is passionate about all aspects of small animal clinical nutrition including the role of nutrition in maintaining wellness and preventive care, obesity prevention and treatment, the nutrition needs of geriatric patients, nutritional management of kidney diseases, and critical care nutrition. She is also interested in teaching and improving client communication to successfully integrate nutrition into the care of every patient. She served on the task force to develop the AAHA guidelines for weight management. She serves as president of the Pet Nutrition Alliance (PNA) and on the educational tools committee of PNA working to develop a "Go-to" website for credible nutritional information for veterinary practice teams and consumers. Dr. Churchill also serves on the Board of the Association for Pet Obesity Prevention and is advocating for a global pet obesity initiative.

Elizabeth Colleran, DVM, MS, DABVP (Feline) Chico Hospital for Cats, Chico, California

Sponsor **ZOETIS**
PETCARE

Dr. Colleran is an author, keynote and veterinary conference speaker, consultant and feline specialist board-certified by the American Board of Veterinary Practitioners. She has successfully created and managed two feline medicine veterinary practices. Her practice in Portland, Oregon was the first feline-only practice in Portland and her current practice; the Chico Hospital for Cat is celebrating its 22nd birthday this year. Dr. Colleran chairs the Cat Friendly Practice for the American Association of Feline Practitioners (AAFP). She has served on the AAFP board for several years including as President in 2011 and Treasurer from 2007-2009. She serves her profession as a volunteer for other veterinary organizations. Dr. Colleran is a published author and frequent contributor to several peer-reviewed publications. She has been a media spokesperson on a number of feline topics for communications campaigns and has proudly mentored many aspiring feline practitioners. Her next book for veterinarians, "The Senior Cat: Medicine and Management in the Golden Years" (working title) will be published in 2021. She loves teaching and believes it is one important way to improve health care and quality of life for felines.

Alison Diesel, DVM, DACVD College of Veterinary Medicine and Biomedical Sciences, Texas A&M University

Sponsor **ZOETIS**
PETCARE


Dr. Alison Diesel is a Clinical Associate Professor in dermatology at Texas A&M University. She graduated from Kansas State University College of Veterinary Medicine in 2005, then completed a rotating internship in small animal medicine and surgery at the Veterinary Referral and Emergency Center in Norwalk, Connecticut. She worked as an emergency clinician for one year prior to beginning a three-year residency in dermatology at the University of Wisconsin-Madison School of Veterinary Medicine; she became board-certified (ACVD) in 2010. She joined the faculty at A&M in the fall of 2010 where she helps guide veterinary students in the management of skin disease in companion animals. Her main research interests lie in feline dermatoses, expanding knowledge of the cutaneous microbiome in companion animals, and exploring radiation therapy as an alternative treatment option for dermatological conditions.

Kathy Engler, DVM, DABVP (Canine/Feline) Dechra Veterinary Products, Leavenworth, Kansas

Sponsor 

Dr. Kathy Engler received her veterinary degree from the University of Missouri College of Veterinary Medicine in 1991. Following graduation she worked as a small animal clinician in a progressive general practice in Federal Way, WA for 5 years before joining Banfield in 1996. Dr. Engler became a Diplomate of the American Board of Veterinary Practitioners (ABVP) in 2001 and recertified in 2011. During her 18 year career with Banfield, she was a practicing clinician and Chief of Staff in the greater Seattle area; Medical Advisor consulting with doctors across the country on on-going cases and reviewing adverse case outcomes, as well as building medical education for the practice; served on the Medical Standards Board; held the position of Sr. Director of Veterinary Career Development building veterinary on-boarding and development programs; and supported the OR/SW WA market of 14 – 26 hospitals as the Medical Director for 6 years. Dr. Engler joined Dechra in September 2014 as a field based Professional Services Veterinarian. Dr. Engler enjoys biking, downhill skiing, and volunteers as a sled dog race vet for the Kuskokwim 300 out of Bethel, Alaska.

Jason Gagne DVM, DACVN Nestle Purina, St. Louis, Missouri

Sponsor 

Dr. Jason Gagné is a Board Certified Veterinary Nutritionist® and is Purina's Director of Veterinary Technical Communications, where he leads scientific innovation and product development for the Purina® Pro Plan® Veterinary Diets Brand. Jason works closely with innovation and renovation of dietary formulations, developing clinical trials, and Sales and Marketing. Prior to, and throughout his residency at Cornell, he served as an Associate Veterinarian in a small animal practice in Syracuse, New York. Jason has authored several publications in veterinary journals and textbooks, given scientific presentations at the regional and national level, and taught a series of courses at Cornell.

Alison Gottlieb, BS, CVT, VTS (ECC) CROWN Veterinary Specialist, Feasterville, Pennsylvania

Partner 

Alison graduated from Towson State University with a bachelor's degree in Animal Behavior. She earned certification in emergency and critical care in 2000. Alison has served on the board of AVECCT as a member at large and on the application committee. Alison is the Co-founder/Owner of Four Paws Consulting LLC, an education based veterinary consultant. She is an active member of AAFP and ISFM. Over the years Alison has published many feline articles, frequently on pain; as well as authored a chapter on pain in the ICU. Alison has lectured extensively with Australia and New Zealand being amongst her favorites. Currently Ali is the Education Coordinator at CROWN in New Jersey and resides in Bucks County, Pennsylvania. Her favorite topics/areas are anything feline, osteoarthritis, analgesia, and low stress handling. In the clinic you can usually find Alison giving the patients cat nip and feeding cats. She spends most of her free time outside with her pit bull and her cats.

Deborah Greco DVM, PhD, DACVIM (SAIM) Nestle Purina PetCare, Palm Springs, California

Sponsor 

Dr. Deborah Greco is a senior research scientist with Nestlé Purina PetCare. Her responsibilities include technical communications in the areas of small animal internal medicine, endocrinology, and nutritional science to veterinary, breeder, and public audiences throughout the world. She was a professor of small animal internal medicine at Colorado State University and an internal medicine specialist at the Animal Medical Center in New York City before joining Nestlé Purina PetCare. Dr. Greco received her DVM degree from the University of California, Davis and then completed an internship in small animal medicine and surgery at Louisiana State University. After finishing an internal medicine residency and earning a PhD degree in Physiology and Pharmacology at Texas A&M University, she became a diplomate of the American College of Veterinary Internal Medicine (SAIM). Dr. Greco received the Pfizer award for research excellence at Colorado State University and was the recipient of the American Association of Feline Practitioners research Award for her work on feline diabetes mellitus. She is a past board member of the Western Veterinary Conference.

Grant Gugisberg, DVM
Parkview Cat Clinic, Inver Grove Heights, Minnesota



Dr. Gugisberg has owned Parkview Cat Clinic in Inver Grove Heights, MN since 2007, having worked there as a veterinarian since 1997. He received his BS (1989) and DVM (1991) degrees from the University of Minnesota, College of Veterinary Medicine. He has lectured on feline health and wellness issues for American Humane, Petfinder Foundation, and the Minnesota State Veterinary Medical Association. Additionally, he developed a RACE approved Feline Pancreatitis course for IDEXX that was delivered regionally as well as nationally via interactive webinar. As a long time feline-only practitioner, he is versed in all aspects of feline health and wellness issues.

Robert Harman, DVM, MPVM
VetStem Biopharma, Poway, California



Dr. Harman founded and is the CEO of Vet-Stem, the first US-based commercial veterinary stem cell company. For 15 years prior to that, he was the CEO of HTI-Bio-Services, a preclinical research company for veterinary and human pharmaceutical development. He has authored more than 500 contract study reports for human and animal health companies throughout the world and for submission to the FDA and USDA in support of the development of new human and animal health products. In his current position, he is the CEO and principal clinical development director of the programs at Vet-Stem to bring stem cell therapy to veterinary medicine. He has been a frequent speaker at stem cell conferences in North America, Central America, Europe and the Middle East. He has authored peer-reviewed publications and book chapters on stem cell therapy in veterinary medicine.

Debra Horwitz, DVM, DACVB
Veterinary Behavior Consultations, St. Louis, MO



Dr. Debra Horwitz received her DVM from Michigan State University College of Veterinary Medicine and is a diplomate of the American College of Veterinary Behaviorists. She is a frequent lecturer in both North America and abroad on behavioral medicine. Her newest book, *Blackwell's Five-Minute Veterinary Consult Clinical Companion: Canine and Feline Behavior 2nd edition* was published in 2018. Her other books include the *BSAVA Manual of Canine and Feline Behavioural Medicine* and lead editor of *Decoding your Dog* and a co-editor for *Decoding your Cat* due out in 2020. She is a past president of the American College of Veterinary Behaviorists NAVC 2012 and NAVC 2014 Small Animal Speaker of the Year.

Christopher Lee, DVM, MPH, DACVPM
Merck Animal Health, Riverside, California



Dr. Christopher A. Lee is a preventive medicine specialist who hails from sunny California, where he earned his Bachelor of Science and Doctor of Veterinary Medicine from the University of California, Davis. His focus dwells on the interlacing disciplines of infectious and parasitic diseases, toxicology, immunology, scientific study design, and epidemiology. He also previously owned a veterinary practice. This diversity establishes a foundation from which Dr. Lee constructs practical wisdom for the everyday practitioner. In his current role as Sr. Professional Services Veterinarian with Merck Animal Health, Dr. Lee provides educational and technical support for veterinary hospitals and staff in the Southern California Region on various medical topics, as well as Merck Animal Health products. Ultimately, he works to promote the veterinary profession by sitting on the NAVLE Item Writing Committee, volunteering as an ACVPM mentor, conducting various veterinary lectures nationwide, and producing free educational podcasts.

Susan E. Little, DVM, PhD, DACVM (Parasitology)
Oklahoma State University, Stillwater, Oklahoma



Dr. Susan E. Little is Regents Professor and the Krull-Ewing Chair in Veterinary Parasitology at the Center for Veterinary Health Sciences, Oklahoma State University where she is active in veterinary parasitology teaching and oversees a research program that focuses on zoonotic parasites, ticks, and tick-borne diseases. She is Past-President of the American Association of Veterinary Parasitologists and the Companion Animal Parasite Council and currently serves as co-Director of the National Center for Veterinary Parasitology. Dr. Little is an outstanding teacher and has received two excellence in teaching awards from the national Student American Veterinary Medical Association. In 2017, she received the Distinguished Veterinary Parasitologist Award from the American Association of Veterinary Parasitologists.

Susan Little, DVM, DABVP (Feline)
Bytown Cat Hospital, Ottawa, Ontario



Dr. Susan Little received her BSc from Dalhousie University (Nova Scotia, Canada) and her DVM from the Ontario Veterinary College, University of Guelph. She has been in feline practice since 1990 and achieved board certification in Feline Practice in 1997. She is part owner of two feline specialty practices in Ottawa, Canada. She is a past president of the American Association of Feline Practitioners and the Winn Feline Foundation. She is a peer reviewer for veterinary journals as well as the author of many journal articles. Dr. Little is the recipient of the Canadian Veterinary Medical Association Small Animal Practitioner Award (2010), the NAVC Small Animal Speaker of the Year Award (2013), and the International Society of Feline Medicine/Hill's Pet Nutrition Award for outstanding contributions to feline medicine (2013). She is the editor and co-author of two textbooks: *The Cat – Clinical Medicine and Management* and *August's Consultations in Feline Internal Medicine, Volume 7*.

Jessica Meekins, DVM, MS, DACVO
Kansas State University, Manhattan, Kansas

Dr. Jessica Meekins is an Associate Professor of Ophthalmology at Kansas State University. She received her undergraduate degree in biology before attending veterinary school at The Ohio State University, graduating in 2008. She then completed a one-year rotating internship at a private specialty hospital in Albuquerque, New Mexico before being accepted into the ophthalmology residency training program at Purdue University. She became a board-certified diplomate of the American College of Veterinary Ophthalmologists in 2012, and she has been on faculty at K-State for almost 8 years. Dr. Meekins' clinical and research interests include management of viral surface ocular diseases in cats.

Beatriz Monteiro, DVM, PhD University of Montreal, Quebec, Canada

Sponsor  Partner 

Dr. Beatriz Monteiro is a graduate from Sao Paulo State University (Unesp - Botucatu), Brazil. Following graduation, she completed two internships at the University of Guelph, Canada and proceeded with a PhD program at the University of Montreal. She currently works as a research assistant at the University of Montreal, while also enrolled in a Diploma program on International Animal Welfare Ethics and Law at the University of Edinburgh, and in an alternate route residency program of the American College of Animal Welfare. With over 40 publications in scientific journals, her research focuses on the assessment and treatment of pain in dogs and cats. She has also collaborated as an author in several book chapters and has acted as an invited speaker in some of the most important veterinary meetings. Dr. Monteiro is a member of the Board of Directors of the World Small Animal Veterinary Association - Global Pain Council (WSAVA - GPC), the International Veterinary Academy of Pain Management (IVAPM), as well as on the editorial board for the Journal of Feline Medicine and Surgery (JFMS) and JFMS Open Reports.

Becky Mullis, DVM, DACVN Hill's Pet Nutrition, Lawrence, Kansas

Sponsor 

Dr. Mullis received her DVM from the University of Tennessee in 2010. She then completed a small animal internship at the Regional Institute for Veterinary Emergencies and Referrals in Chattanooga, TN. After working as an emergency veterinarian for 2 years, she returned to the University of Tennessee where she completed a residency in clinical nutrition. She became a diplomate in the American College of Veterinary Nutrition in 2016. She is currently the Associate Manager of Scientific Insights at Hill's Pet Nutrition and adjunct faculty at Kansas State University, College of Veterinary Medicine. Dr. Mullis' areas of interest include dietary management of GI disease and weight management.

Michael Nolan, DVM, PhD, DACVR-RO NC State College of Veterinary Medicine, Raleigh, North Carolina

Partner 

Dr. Mike Nolan is an Associate Professor at North Carolina State University. He is principal investigator for several clinical trials aimed at developing novel cancer therapies. His laboratory focuses on reducing risk of severe cancer treatment-associated toxicity. Dr. Nolan also oversees the division of radiation oncology, including a world-class program in stereotactic radiosurgery.

Phil Padrid, DVM VCA/Mars Animal Health, Corrales, New Mexico

Sponsor 

Dr. Padrid completed a residency in Small Animal Internal Medicine at UC Davis in 1988 and a fellowship in pulmonary and critical care medicine at the medical school at UC Davis in 1990. From 1990-2000, Dr. Padrid was an Associate Professor of Pulmonary and Critical Care Medicine at the University of Chicago Pritzker School of Medicine. He is the author of more than 70 peer reviewed manuscripts and book chapters in the fields of human and veterinary pulmonary medicine, and is acknowledged to be the first person in our profession to actively promote and research the use of inhaled medications to treat veterinary patients with respiratory disease.

Cory Penn, DVM Zoetis, Parsippany, New Jersey

Sponsor 

Dr. Cory Penn received his DVM from the University of Missouri College of Veterinary Medicine in following receiving his Bachelor of Science from Eastern Illinois University. Before joining Abaxis and Zoetis, Dr. Penn worked as a small animal veterinarian and medical director in central Illinois. Dr. Penn is currently a veterinary medical lead for diagnostic instruments with Zoetis Global Diagnostics. Dr. Penn currently resides in west central Illinois with his wife Emily, three daughters, Harper, Reese, and Charlotte; and Labrador retriever, Chloe. In his free time, Dr. Penn enjoys spending time with his family and being outdoors.

Kimberly Pope-Robinson, DVM, CCFP 1 Life Connected, Ellicott, Maryland

Sponsor 

Dr. Pope has been in veterinary medicine for over 20 years, practicing in both the large and small animal sectors. In addition, she supported the position of a multi-unit manager for a large corporate practice and spent time in the pharmaceutical sector working with specialists and universities. Her career has provided her a unique understanding of the stresses involved with maintaining a career in the veterinary industry, and she now dedicates her time to providing wellbeing support for the profession through her company 1 Life Connected. She provides this support through 1 on 1 coaching, customized team events, author of "The Unspoken Life" and supplemental coloring book, and as a dynamic international speaker. Dr. Pope lives in Maryland where she enjoys spending time outside exploring and remodeling their 40+ year old home with her husband Jeff. They share their home with multiple furry and feathered friends including Dempsey (French Bulldog) and Graciebird (tuxedo DSH) often showcased in the 1 Life Connected movement social media. In addition, she is active as an athlete and has completed 10 Tough Mudders and prior to COVID 19 was working towards running a 1/2 marathon in every state.

Lisa Powell, DVM, DACVECC BluePearl Veterinary Partners, Minnesota



Lisa Powell graduated veterinary school from Texas A&M in 1995, completed a small animal rotating internship at the AMC in NYC in 1996, then went on to a residency in small animal emergency and critical care at Tufts University, finishing in 1999. She became board certified in Small Animal Emergency and Critical Care in 2000. After residency, Dr. Powell joined the faculty at the University of Minnesota where she worked as a clinical professor for 15 years. She developed the Emergency and Critical Care Residency at the University of MN, which continues to be a strong program. She is an author of more than 30 veterinary publications, and authored a book entitled *Small Animal Emergency and Critical Care: Case Studies in Client Communication, Morbidity and Mortality*. She is currently an associate emergency and critical care clinician at BluePearl Veterinary Partners in Minnesota and is a national and international speaker on all things Emergency and Critical Care! Her clinical interests include cardiopulmonary disease, severe trauma, and fluid therapy.

Sheilah Robertson, BVMS (Hons), PhD, DACVAA, DECVAA, DACAW, DECAWBM (WSEL)



Lap of Love Veterinary Hospice, Gainesville, Florida

Dr. Sheilah Robertson graduated from the University of Glasgow in Scotland. After time in private practice and a surgery internship she undertook specialized training in anesthesia and pain management and completed her PhD at the University of Bristol. She is board-certified in anesthesia and animal welfare by the respective American and European Colleges and holds a certificate in small animal acupuncture. In 2014, she received her graduate certificate in Shelter Medicine from the University of Florida. In 2019, she became certified as a Traditional Chinese Veterinary Medicine Palliative and End-of-Life practitioner by the Chi Institute of Chinese Medicine. She has published widely on the recognition and alleviation of pain in cats. She is a member of the AAFP Welfare Committee and was a member of the Feline Nursing Guidelines Committee. She co-chaired the AAFP Feline Anesthesia Guidelines Taskforce and was a co-author of the 2015 AAFP/AAHA Pain Management Guidelines for cats and dogs. Currently she is the senior medical director of Lap of Love Veterinary Hospice, a large network of veterinarians dedicated to end-of-life care and in-home euthanasia throughout the USA. Dr Robertson is also a courtesy Professor at the University of Florida.

Ilona Rodan, DVM, DABVP (Feline) Cat Behavior Solutions, LLC, Madison, Wisconsin



Dr. Ilona Rodan is ABVP certified in feline practice since 1995. Her passion is feline behavior and how to handle cats in veterinary practices to enhance feline welfare and human safety. She is the owner and director of Cat Behavior Consultations, LLC and the former medical director and owner of the Cat Care Clinic in Madison, Wisconsin from 1987-2015. Dr. Rodan is an active volunteer of the American Association of Feline Practitioners, a Past-President, and the 2019 chair of the AAFP Cat Friendly Practice program. She has also co-chaired several guidelines and welfare position statements, including the Feline-Friendly Handling, Feline Environmental Needs, and Pain Management guidelines. She presents nationally and internationally on feline medicine and behavior, and leads workshops on feline-friendly handling. In 2005, she was awarded the AVMA Animal Welfare Award for her leadership and contributions to advancing feline medicine and behavior. Dr. Rodan has written journal articles and book chapters, and is a co-editor and co-author of the veterinary textbook, *Feline Behavioral Health and Welfare*, published in 2015.

Sheri Ross, BSc, DVM, PhD, DACVIM University of California Veterinary Medical Center, San Diego, CA



After graduating from the Atlantic Veterinary College, Dr. Ross completed a Small Animal Internship at the University of Minnesota. She remained at the University of Minnesota to complete an Internal Medicine Residency combined with a PhD in Nephrology/Urology. After serving as an Assistant Clinical Professor for two years she moved to the University of California Veterinary Medical Center in San Diego to complete a Fellowship in Renal Medicine/Hemodialysis. She is currently the coordinator of the Nephrology/Urology and Extracorporeal therapy service at the UCVMC-SD. Dr. Ross has received awards for both teaching and research, has several refereed scientific publications and has been invited to speak at national and international meetings. Her specific research interests include; early diagnosis and management kidney disease, non-surgical urolith management, and novel applications of apheresis and hemodialysis.

Ebenezer Satyaraj, PhD Nestle Purina Research, Wildwood, Missouri



Dr. Satyaraj earned his PhD in Immunology from the National Institute of Immunology, New Delhi, India and completed a Fellowship in Molecular Immunology at the University of Chicago, Illinois. He subsequently accepted an Instructor's position at the Department of Medicine, Northwestern University Medical School, Chicago, IL, where he taught Immunology and conducted research in the area of autoimmunity. In 2001 he joined Molecular Staging Inc. New Haven, Connecticut, a biotech company started with technology from Yale, working in the area of cytokines and disease biomarkers, where he led research collaborations with universities and industry resulting in two seminal publications: predictive biomarkers for cerebral palsy and biomarkers for inflammatory bowel diseases. Dr. Satyaraj joined Nestle Purina in 2003, as part of the Nestlé Research Center in St Louis, MO, establishing a nutritional immunology research program, published in the field and helping launch several products globally. He implemented models for evaluating nutritional impact on the immune system and pioneered the development of the first multiplex assay panels capable of measuring canine and feline cytokines. He currently serves as Director of Molecular Nutrition at Nestlé Research Center in St Louis, MO.

Margie Scherk, DVM, ABVP (Feline) catsINK, Vancouver, Canada

Dr. Margie Scherk graduated from the Ontario Veterinary College in 1982. In 1986 she opened Cats Only Veterinary Clinic in Vancouver, practicing there until 2008. Dr. Scherk became board certified in feline practice by the American Board of Veterinary Practitioners in 1995, recertifying in 2004. She founded the feline Medicine folder on Veterinary Information Network in 1994. After many years of serving on the Board of the American Association of Feline Practitioners she was honoured to be its President in 2007. An active international speaker, Dr. Scherk has authored numerous book chapters and scientific papers and is the North American editor for the *Journal of Feline Medicine and Surgery*.

Christopher Snyder, DVM, DAVDC

University of Wisconsin-Madison, School of Veterinary Medicine, Middleton, Wisconsin



Dr. Christopher Snyder is a Diplomat of the American Veterinary Dental College and Clinical Associate Professor and Residency Director of the Dentistry and Oral Surgery Service at the University of Wisconsin-Madison School of Veterinary Medicine. He has been recognized as a Founding Fellow, AVDC Oral and Maxillofacial Surgery. After graduating from The Ohio State University College of Veterinary Medicine, he completed residency training at the University of Wisconsin-Madison. Dr. Snyder has authored journal articles, textbook chapters, and has lectured nationally and internationally. He prides himself on the dental education he provides to students at the University of Wisconsin and the residents he has successfully mentored in the specialty. Dr. Snyder's academic interests include: maxillofacial trauma and reconstruction, oral surgery, creating innovating techniques in veterinary dental education, and improving techniques for regional anesthesia.

Bryden Stanley, BVMS, MVetSc, MANZCVS, MRCVS, DACVS

Michigan State University, College of Veterinary Medicine, Okemos, Michigan



Dr. Bryden J. Stanley is Emeritus Professor of Surgery at Michigan State University's College of Veterinary Medicine. She graduated in 1982 from Murdoch University, Australia. Following a short stint in private practice, she completed an internship at Murdoch and a surgical registrarship at the University of Sydney. From 1987 to 1990, Bryden completed an ACVS surgery residency and master's degree at the University of Saskatchewan, Canada. Dr. Stanley's first faculty appointment was at the University of Edinburgh in Scotland, but she has been at Michigan State University since 1999, where she was Head of Surgery before retirement. Stanley's clinical interests are in all aspects of soft tissue surgery, particularly upper respiratory, wound management, and cutaneous reconstructive techniques. Stanley undertakes clinical research in upper respiratory diseases and wound healing. She publishes frequently, has received many teaching awards, and lectures widely at a national and international level.

Paulo Steagall, MV, MSc, PhD, DACVAA

University of Montreal, Quebec, Canada



Dr. Paulo Steagall is an Associate professor of Veterinary Anesthesiology and Pain Management at the University of Montreal, Canada. He earned his DVM and completed a residency at Sao Paulo State University, Brazil, then earned his MS and PhD (Anesthesiology) with an emphasis on feline analgesia at the same institution. He is currently the head of a research laboratory dedicated to improving pain management in companion animals with a strong benefit to feline welfare. His laboratory has published the Feline Grimace Scale, a tool that uses changes in facial expressions to assess acute pain in cats in collaboration with researchers at the University of Montreal. His team investigates the use of novel pain assessment tools, analgesic therapies, and techniques with immediate clinical application. He is a member of the World Small Animal Veterinary Association (WSAVA) Global Pain Council, the WSAVA Dental Guidelines Committee and the chair of the WSAVA Therapeutic Guidelines group. Dr. Steagall has published more than 100 articles and several book chapters on pain management particularly in cats. He is the author of the book *Feline Anesthesia and Pain Management*. Dr. Steagall is an animal lover who enjoys good food, music, and a great conversation.

Taylor Tillery, DVM

Merck, Frisco, Texas



Dr. Tillery is a Sr. Professional Services Veterinarian at Merck, where he provides technical information to veterinary health care teams. He has extensive knowledge of small animal medicine and has aided in CVT, Veterinary Assistant training programs and is currently the Coordinator for Merck's Vet Student Ambassador Program. In addition to his DVM he is a VHMA expert trainer and is a graduate of the Veterinary Management Institute and possesses a strong passion for Wellness Care, Preventative Medicine, Veterinary Communication, Leadership, Technology and Telehealth. He is a 2018, 2019 Merck Circle of Excellence Award Winner and involved Member with AVMA, TVMA and AAEP and AAHA. When not busy with Merck matters, he enjoys seeing clients and patients, cycling, snow skiing and travel, or hanging with his Fiance and their new French Bulldog "Beaujelais" while having a nice glass of wine on a patio.

Valarie Tynes DVM, ACVB, ACAW

Ceva Animal Health, Sweetwater, Texas



Dr. Valarie Tynes is a native Texan and received her DVM from Texas A&M University. She worked in private practice for 14 years before returning to academia to pursue a residency in clinical animal behavior at the University of California at Davis in 2000. She has been a diplomate of the American College of Veterinary Behaviorists since 2003 and is also Board Certified in Animal Welfare. Her special interests are the behavior and welfare of pet pigs, exotic pets and zoo animals. She has been actively involved in the Fear Free initiative since its inception and serves on the Fear Free Speakers Bureau. She is a frequent speaker at veterinary meetings around the world and author of numerous articles and textbook chapters. She joined Ceva Animal Health in October of 2014 as a veterinary services specialist but continues to provide consulting services to zoos.

Craig Webb, PhD, DVM, DACVIM

Colorado State University, Fort Collins, Colorado

Dr. Craig B. Webb earned a PhD in Neuroscience trying to answer the question "How do cats think?" Not surprisingly that effort was a miserable failure, and so he pursued a DVM degree at the University of Wisconsin. Next was an internship at Alameda East in Denver, Colorado, where he did his best to avoid the fame & fortune of Animal Planet's Emergency Vets, being filmed there for the Discovery Channel. From there he headed north to Colorado State University where he was mentored by Dr. David Twedt during his residency, and he's remained there ever since. Ironically, once again he finds himself trying to understand cats, and having missed the meeting, he was volunteered to serve as interim teaching hospital director, starting that job just in time to face a world-wide pandemic. Needless to say, he is living the dream.

SATURDAY, OCTOBER 3, 2020 – DAY 1

- 11:20 – 12:20 pm** **C** **Feline Grimace Scale for Acute Pain Assessment**, *Dr. Paulo Steagall*
 The Feline Grimace Scale (FGS) is a novel tool for acute pain assessment based on changes in facial expressions. The audience will learn about the development and validation of the FGS in a dynamic and interactive means. The speaker will share some unique “behind the scenes” stories. Participants will have the chance to test their knowledge using image assessment during the lecture.
- 12:20 – 1:20 pm** **A** **Painful Conditions of the Head**, *Dr. Paulo Steagall*
 The most important painful conditions of the head will be reviewed using an evidence-based approach. The issue of oral pain after multiple dental extractions in cats will be discussed with the presentation of cutting-edge clinical research from the speaker’s laboratory. Video-based learning will be used to demonstrate unique oral pain-induced behaviors.
- B** **Chronic Seizure Management for Cats**, *Dr. Heidi Barnes Heller*
 Cats, like other animals, can be negatively impacted by a number of emotional states including anxiety, fear, and frustration. The presence of these stressors can have a number of important impacts on our ability to diagnose disease states (through altered physiology), and can contribute to the development and manifestations of various disease states, too. Although there is no simple “test” to diagnose stress in cats, it is important to be aware of its importance, and what can be done to minimize its impact.
- T** **Respiratory Emergencies: Triaging the Feline Patient**, *Ms. Alison Gottlieb*
 These cases are a true exercise in remaining calm and balancing stress levels with treatment. There is a fine line between gathering information and increasing stress. We will discuss stabilization, diagnostics, and potential treatment for our respiratory cat friends. A strong emphasis on low stress handling, potential pharmacologic intervention, and doing no harm will be addressed.
- 2:00 – 3:00 pm** **P** **The Three “A’s” of Acute Pain Management: Anticipate, Assess, & Alleviate**, *Dr. Sheilah Robertson*
 The intensity of a surgical procedure should be *anticipated* and preventive measures used to minimize peripheral and central sensitization. Preventive analgesia means providing treatment for as long as there is nociceptive input from the surgical site; this obviously differs between an elective kitten neuter and a fracture repair. One of the predictors of persistent post-surgical pain in humans is the intensity of pain in the first few postoperative days so this means that we must *assess* our patients using validated pain scoring tools. Multimodal and integrative approaches should be used to *alleviate* and prevent pain. This may include a non-steroidal anti-inflammatory agent to decrease inflammation, cold therapy to alter transduction, a long acting local anesthetic to disrupt transmission from the peripheral to central nervous system, and ketamine to minimize central plasticity. Anxiety exacerbates pain therefore feline friendly nursing and handling play a key role in acute pain management. This session will give a brief overview of each “A” and how to incorporate them into your practice.
- P** **It’s a New World: Introducing the 2020 AAFP Retrovirus Testing & Management Guidelines**, *Dr. Susan Little*
 In 2020, the AAFP published new guidelines for FeLV and FIV testing and management. New information on the outcomes of infection with both viruses and new diagnostic tools have changed our view of these infections. The ability to stage FeLV infections is a major advance in feline medicine. This presentation will describe a two-tier approach to retrovirus testing, current information on the health and longevity of infected cats, and changes occurring in the shelter world.
- P** **Placement & Maintenance of Nasogastric Feeding Tubes in Cats**, *Dr. Lisa Powell*
 The goals of this session are to describe how to place nasogastric (NG) tubes in cats, discuss the benefits of NG tubes for temporary nutritional support, potential complications, and disease states where NG tubes are advantageous. The amount, type, and delivery method of food through the NG tube will be presented. Placement of an NG tube can be a way to support ill cats through a variety of disease states, decreasing illness time, hospitalization, and are usually well-tolerated.
- P** **The Future is Now: 21st Century Fecal Testing Technology in Your Practice**, *Dr. Cory D. Penn*
 The presentation will look at the importance of fecal exams to detect intestinal parasites and how advances in recognition technology will improve detection and diagnostic testing for our patients. The learning objectives for the presentation are to understand current advances in recognition technology, understand common parasites that can be detected on fecal examination with this technology, and to understand the importance of fecal examination to diagnostic testing.
- 3:00 – 4:00 pm** **A** **Feline Oral Squamous Cell Carcinoma: Recent Advances**, *Dr. Michael Nolan*
 Oral squamous cell carcinoma (SCC) is a devastating disease in cats; even with intensive combinations of surgery, chemotherapy, and radiotherapy, survival infrequently exceeds a few months. A great deal of research effort is devoted to development of new and hopefully more effective therapies for feline oral SCC. These efforts arise from both a clinical need in cats and a significant need to develop better treatment strategies for humans with a similar condition. In this lecture, attendees will learn about our experience developing a new low-cost ethanol ablation strategy for cats with oral cancer. We will also review recent scientific advances that hold promise for simultaneously improving the care of both cats and humans with oral SCC.
- B** **Neurologic Examination for Busy Practitioners**, *Dr. Heidi Barnes Heller*
 This session will focus on honing your skills for the feline neurologic examination. We will focus on techniques and tricks for facing the feline neurologic examination.
- T** **Special Considerations on Feline Ears**, *Dr. Alison Diesel*
 Managing ear disease in cats requires a bit of finesse and special considerations which differ from treating dogs. This session will highlight key elements of working with the feline patient with ear disease. Diagnostic tests, disease state, and elements of treatment in both the acute and chronic setting will be discussed.
- 4:30 – 5:00 pm** **C** **Ask the Experts**, *Drs. Heidi Barnes Heller & Paulo Steagall*
 Join us for a live session, moderated by Dr. Kelly St. Denis, where attendees can ask questions for Dr. Heller Barnes and Dr. Steagall.

SUNDAY, OCTOBER 4, 2020 – DAY 2

- 10:00 – 11:00 am** **C** **Finding our Path to Honor Ourselves as We Live the Veterinary Oath**, *Dr. Kimberly Pope-Robinson*
 We each come into this profession following and honoring the veterinary oath in our unique way. Practicing and supporting the human animal bond in various aspects of veterinary medicine. Along the way we often lose ourselves from the challenges and struggles of the space that is veterinary medicine. In this process many lose their drive to stay within the profession. The goal to career sustainability is to provide a space that allows each individual to find their unique path to honor themselves while they honor the veterinary oath. To not be told what to do, more to follow a framework to find longevity within the veterinary industry. When we uniquely honor the veterinary oath and while committing to ourselves, we excel as veterinary professionals and find our longevity within the profession. With this lecture, attendees will come away with an understanding on how to begin to find the path to honor themselves. Thereby allowing each individual to start the journey to live once again connected to the passion they hold close to their heart and then in doing so find their sustainability within the veterinary industry.
- 11:00 – 12:00 pm** **A** **Allergic Dermatitis**, *Dr. Alison Diesel*
 Is it a flea allergy? Food allergy? Feline atopic syndrome? All of the above? Once we figure out which etiology of allergic skin disease we're working with, how do we determine the most appropriate therapeutic intervention with the limited options available for feline patients? This session will focus on key points of diagnosing and managing the difficult feline patient with head and neck manifestations of allergy.
- B** **Herpesvirus 101: Why, What, & How?**, *Dr. Jessica Meekins*
 This presentation will provide a detailed review of the pathophysiology and clinical ocular manifestations of feline herpesvirus-1, from primary infection to reactivation of latent virus and recrudescence disease. We will discuss how the epithelial tropism of the virus results in the typical ocular clinical signs of conjunctivitis and corneal ulcers, in addition to reviewing the less common immune-mediated keratitis that can develop in chronically affected carrier cats.
- T** **Feline Pain: Detecting, Identifying Options, & Advocating for your Patients**, *Ms. Alison Gottlieb*
 We will discuss pain detection, treatment options, and multi-modal therapy. Pain score options and how to use them will be discussed in addition to the best way to advocate for your patients. Ethical considerations and roadblocks to analgesia will also be discussed.
- 12:00 – 1:00 pm** **A** **Kitten-caboodle: A Selection of Various Feline Dermatoses**, *Dr. Alison Diesel*
 While parasites, infections, and allergy are top etiologies for skin disease affecting the head and neck in cats, other differentials may need to be investigated. This case-oriented session will discuss selected conditions which the feline practitioner should be aware.
- B** **Feline Herpesvirus: Review of Treatment Strategies**, *Dr. Jessica Meekins*
 This presentation will highlight best practices for targeted therapy in cats with viral surface ocular disease. We will discuss the approach to clinical decision making and when to select specific antiviral drugs. The current literature will be reviewed to present evidence-based reasoning for the selection of drugs, routes of administration, and dosages.
- T** **Is the Kitty Crazy? Feline Hypothyroidism**, *Dr. Kathy Engler*
 This session will cover history, pathophysiology and presentation of feline hyperthyroidism. Additionally, diagnosis, treatment and patient monitoring will be addressed. Client communication will be touched on briefly, as well as resources available from Dechra to support client communication and patient management.
- 1:45 – 2:45 pm** **P** **CKD: Prediction of Future Diagnosis, Early Diagnosis, Staging, & Management Strategies**, *Dr. Denis Chew*
 This session will feature how the power of artificial intelligence and machine learning allow the clinician to use the tool called RenalTech™ to predict a future diagnosis of CKD using commonly collected laboratory data parameters. This prediction is accurate up to 2 years into the future as to which cats will and which cats will not have a diagnosis of CKD during that time. An early diagnosis of CKD can occur long before a cat exhibits obvious clinical signs, but this requires astute observation and integration of findings from blood chemistry and complete urinalysis. We will review how the current level or trend for increase in BUN, serum creatinine, SDMA, and urinary protein as well as decreases in USG can be used to establish an earlier diagnosis of CKD. We will compare and contrast SDMA and serum creatinine so that they can both be used to optimize the diagnosis of CKD and then for assignment of an IRIS CKD stage. Treatment will emphasize new findings on the role of dietary phosphate in the development and progression of CKD in cats.
- P** **Unintentional Weight Loss: Feline Dwindles**, *Dr. Grant Gugisberg*
 Senior cats are similar to geriatric humans. Unintentional weight loss in people is referred to as 'the Dwindles;' felines go through similar metabolic processes. In up to 25% of human cases a cause is never discovered, despite extensive, advanced testing. In feline patients many underlying issues may result in even higher numbers. In this lecture we'll review common geriatric diseases that cause weight loss such as pancreatitis, renal disease, hyperthyroidism, osteoarthritis, and idiopathic weight loss. Finally, we will explore management of unintentional weight loss associated with these conditions.
- P** **Look What the Cat Dragged In: Emerging Infections & Infestations Facing Felines Today**, *Dr. Susan E. Little*
 Despite many advances in feline medicine, cats face ever increasing health challenges, many of which come in the form of infections and infestations. From common intestinal parasites to the increase in tick and mosquito vectors and the pathogens they transmit, cats – even those kept primarily or entirely indoors – are beset by risks at every turn. This presentation will update veterinarians on common and emerging infectious, parasitic, and vector-borne disease threats faced by cats and describe strategies to mitigate the danger in practice, protecting cats and their owners.
- P** **Pouncing on Pain: Managing Feline Osteoarthritis Cases**, *Dr. Elizabeth Colleran*
 Discussions about osteoarthritis (OA) in cats are becoming more frequent and more serious as data has emerged about the incidence of OA and the profound impact it can have on Quality of Life (QOL) if left untreated. There are multiple categories of intervention that, when used in combination, can improve comfort, locomotion, and QOL. The plan for chronic pain management of OA should include several categories to achieve pain control and should be implemented as early as a diagnosis is made. The plan must take into consideration the capability of the caregiver, the personality of the cat, and the impact the plan might have on the relationship between caregiver and beloved feline. Because cats are more difficult to assess given the subtlety of emotional expression and the differences in the manifestation of pain between cats, dogs, and people, regular assessment of the efficacy of pain management and of the impact on the relationship must play an integral role in implementing a OA pain management plan. In the future, there will be new strategies for managing OA pain, for now, we will discuss the options available and a brief look at future possibilities.

SUNDAY, OCTOBER 4, 2020 – DAY 2 continued

- 2:45 – 3:45 pm**
- A Otitis in the Cat: Keys to Diagnosis & Therapy, Dr. Alison Diesel**
Ear infections are generally secondary to an underlying disease process in dogs and cats. There are however distinct species differences that need to be taken into consideration when treating infection and working through differential diagnoses for otitis in the feline patient. This session will highlight a strategic plan to move past “treat for mites” when confronted with ear disease in cats.
 - B Otic Polyp: Etiology, Presentations, & Treatments, Dr. Bryden Stanley**
Both the external ear and the middle ear in cats are anatomically quite different from the dog, so it is worth knowing the separate anatomical features. The etiology of otic polyps in cats is still elusive, but the behavior is quite consistent, typically with either a pharyngeal or an otic presentation, occasionally with both types of signs. Polyps can be bilateral, so appropriate imaging is essential. Treatment options include traction and medical management or ventral bulla osteotomy, with the latter technique having a lower recurrence rate.
 - T Ophthalmic Drugs & When to Use Them, Dr. Jessica Meekins**
This presentation will review the most commonly prescribed topical ophthalmic drug preparations and indications for use. We will discuss the benefits and drawbacks of medical therapy for a variety of ocular conditions in cats. Antibiotic, antiviral, and anti-inflammatory drugs will be the focus of this session.
- 4:15 – 4:45 pm**
- C Ask the Experts, Drs. Alison Diesel & Jessica Meekins**
Join us for a live session, moderated by Dr. Kelly St. Denis, where attendees can ask questions for Dr. Diesel and Dr. Meekins.

SATURDAY, OCTOBER 24, 2020 – DAY 3

- 12:00 – 1:00 pm**
- A Update on Treatment Strategies for Feline Chronic Gingivostomatitis, Dr. Christopher Snyder**
This session will discuss complications that occur during extractions - both how to manage them and tips to prevent them. A variety of clinical situations will be discussed. With the prevalence of tooth resorption in feline patients, treatment decision making and actually identifying resorbing root structure is a challenge. Strategies for addressing root tips displaced in the nasal cavity or mandibular canal will be covered as well as considerations for treatment options for fractured teeth and what to do if iatrogenic mandibular fracture takes place during extraction.
 - B Nutrition for the Hospitalized Patient, Dr. Christopher Byers**
Cats often require temporary hospitalization to help manage various health conditions. Adequate nutritional support during hospitalization is essential to prevent them from developing a negative energy balance. Attendees will review a proactive approach to providing appropriate nutritional support to hospitalized patients, including the use of temporary supplemental feeding tubes.
 - T Cat Naps During a COHAT: The Complete Plan for the Feline Dental Patient, Ms. Mary Berg**
Performing a Complete Oral Health Assessment and Treatment (COHAT) entails much more than removing plaque and calculus from the teeth. Thorough dental cleaning consists of educating the client, an oral examination, charting disease process, pathology and anomalies, radiographs, both supra, and subgingival plaque and calculus removal, hand scaling, polishing, irrigation, and home care instructions.
- 1:45 – 2:45 pm**
- A Mastering Feline Dental Radiograph Interpretation, Dr. Christopher Snyder**
The availability of intraoral radiography in general practice has resulted in practitioner’s improved ability to diagnose and assess lesions of teeth and supporting bone in dentistry patients. This session will focus on reviewing normal structures, assessing both lesions that are subtle and obvious, and an emphasis will be placed on how these radiographs are going to affect prognosis or guide treatment decision making. Tips for radiographic positioning and a review of the types of acquisition hardware will be included.
 - B Diagnosis & Treatment of Chronic Nasal Disease in Cats: Part 1, Dr. Phillip Padrid**
Chronic nasal disease in cats is a very commonly seen condition in small animal practice. The causes of sneezing, nasal discharge, and noisy breathing can include allergy, chronic viral infection, nasal foreign body, dental disease, nasal neoplasia, and lymphocytic plasmacytic rhinitis. The practitioner will learn how to distinguish the various causes of chronic nasal symptoms in cats and also learn the most up to date treatment strategies for this clinical presentation. Note: bacterial infection is NEVER the *primary* cause of these chronic signs!!
 - T Tips & Tricks for Great Dental Radiographs, Ms. Mary Berg**
Dental radiographs are an essential part of the oral exam. The crown is just the tip of the iceberg. Approximately 42% of dental pathology is found below the gumline. Radiographs will help diagnose pathology that is not visible from the surface, confirm suspect pathology as well as help demonstrate the pathology to the client. Dental radiographs can improve the standard of care in your practice and increase your clinic’s revenue. Learn methods to make taking dental radiographs a dream!

SATURDAY, OCTOBER 24, 2020 – DAY 3 continued

- 2:45 – 3:45 pm** **P** **Feline Hypertension: Diagnosis, Treatment, & Management**, *Dr. Clarke Atkins*
Hypertension is the most important cardiovascular disease of the aged cat. The emphasis of this presentation is the recognition, appropriate management, and prevention of target organ damage in the hypertensive cat. The use of amlodipine and telmisartan in the current days' management of systemic hypertension will be emphasized.
- P** **One Size Won't Fit All: Tailoring Weight Management Plans For Cats**, *Dr. Julie Churchill*
Despite the knowledge that unhealthy weight gain contributes to comorbid conditions, reduced mobility, comfort, quality of life and lifespan, the prevalence of overweight cats continues to rise in the US feline pet population. The complex nature of this problem can challenge the success of treatment plans. Taking an individualized approach to weight management by partnering with cat owners and engaging and empowering the whole team are keys to successful preventive actions as well as successful weight loss and maintenance. Individualized nutritional plans will not only improve the health of the patient but also the relationship and satisfaction of clients. After participating in this session, attendees will be able to discuss the prevalence of overweight obesity in cats, be able to use communication tips to help the veterinary healthcare team build better relationships to engage and empower cat owners to part in their cat's care, and develop an individualized nutritional treatment plan to optimize the health and quality of life of overweight cats.
- P** **Hydration Fixation: Beyond the Water Bowl**, *Dr. Jason Gagne*
Water is the most essential nutrient. However, there is no consensus on optimal water intake or on the impact of adequate hydration on feline health. This presentation will review water intake, loss, and relevant physiologic idiosyncrasies of cats. We will discuss multiple strategies for increasing water intake including a novel nutrient enriched water supplement that has been shown to lead to increased fluid intake, increased urine volume, and decreased urine specific gravity.
- 4:15 – 5:15 pm** **A** **Gastroesophageal Reflux: An Under-Recognized Source of Pain**, *Dr. Christopher Byers*
Gastroesophageal reflux disease or GERD is relatively common in feline patients. Unfortunately, it's also under-recognized and as such, contributes to disease morbidity. Attendees will learn to recognize and proactively treat GERD.
- B** **Diagnosis & Treatment of Chronic Nasal Disease in Cats: Part 2**, *Dr. Phillip Padrid*
See Part 1 Abstract on previous page
- T** **Pain Management & Anesthesia Concerns in Feline Dental Patients**, *Ms. Mary Berg*
Pain management is more than the popular terminology. Articles first published in 1928 discussed how to perform "dental anesthesia" in animals. It is an essential part of veterinary dentistry. Many of the procedures performed on animals are painful, and it is our duty as veterinary technicians to ensure that our patients are as comfortable as possible. Before performing many dental procedures or oral surgery, the delivery of local nerve blocks is an effective way to create preemptive analgesia. Local nerve blocks should be incorporated into a multimodal plan for pain control.

SUNDAY, OCTOBER 25, 2020 – DAY 4

- 11:00 – 12:00 pm** **S** **Raising Awareness of Osteoarthritis: Identify & Diagnose Affected Cats**, *Dr. Sheilah Robertson*
A large percentage of cats have long term pain related to osteoarthritis (OA). Our understanding of this disease has increased greatly over the last decade, yet many cats remain undiagnosed and untreated. One important way to find these cats so we can help them is by raising owner awareness of changes in behavior that may be a result of pain and not as many owners believe "just old age." This can be achieved by using owner focused questionnaires, asking open ended questions specific to each cat about their ability to perform activities that depend on mobility, and asking owners to take short video clips of their cat in the home environment. These steps, which can be performed prior to an in-clinic visit, may result in a high degree of suspicion that OA is present and provide you with a foundation for your physical examination. Additional information is gleaned from an orthopedic examination and radiographs. A treatment trial, with assessment before and after, can be used to confirm or refute a case where there is uncertainty of the diagnosis.
- 12:00 – 1:00 pm** **S** **Nutritional Management of Chronic Enteropathies: A Review of the Recent Research in Cats**, *Dr. Becky Mullis*
Therapeutic nutrition is a key component in the management of gastrointestinal disease. This lecture will cover the use of fiber in the management of both diarrhea and constipation and how to target the microbiome through prebiotics, probiotics and postbiotics. You will learn about the recent studies evaluating the impact of nutrition on stool quality in cats and then use this knowledge to work through the decision making process of choosing a food for a cat with chronic diarrhea.
- 1:30 – 2:30 pm** **S** **Ask the Experts: Q&A**, *Drs. Debra Horwitz & Sheri Ross*
Join us for this live session where you will be able to ask questions of two expert speakers, or seek guidance on a case that has you stumped. Debra Horwitz, DVM, DACVB will focus on feline behavior questions and Sheri Ross, BSc, DVM, PhD, DACVIM on internal medicine questions relating to the kidneys, urinary tract, plasma exchange, and novel applications of apheresis and hemodialysis. Dr. Jolle Kirpensteijn will moderating this interactive Q&A session.
- 2:30 – 3:30 pm** **S** **Putting Vaccines into Perspective**, *Dr. Christopher Lee*
While risk assessment represents an everyday activity for veterinarians, it does not for human physicians. This presentation explores this difference. Additionally, review basic viral characteristics as they pertain to feline core vaccines.
- 4:00 – 5:00 pm** **S** **Creating a Multimodal Plan to Combat Long-term Pain: Why Physical & Mental Health Must Be Considered**, *Dr. Sheilah Robertson*
We now know that both physical and mental health are important for overall quality of life (QoL) in cats. Many aspects of physical health can be quantified and are measurable (e.g. body condition score, complete blood chemistry profiles, etc.). However, pain, suffering, and QoL are unique to each individual and are internal states or emotions. "Objectifying the subjective" is a challenge. Assessment of a cat's mental status is performed by the clinician or owner (a proxy) so it is an "observer related outcome." The available tools and questionnaires will be discussed and most importantly we will discuss if we are asking the right questions.

Session Abstracts

ON DEMAND

Head & Neck

Dentistry

Maximizing Regional Anesthetic & Pain Management for Dentistry & Oral Surgery Patients, Dr. Christopher Snyder

The prevalence of periodontal disease has been reported to be as high as 80% for cats over 2 years of age. Treatment of these lesions are frequently associated with surgical discomfort. The use of multimodal approaches such as local anesthetics to address oral pain provide the benefits of decreasing reliance on a greater depth of general anesthetics and affords a smoother recovery and transition to oral pain medications. Following this lecture, attendees will be able to describe various conditions, medications and anatomic landmarks associated with administration of regional blocks for dental patients.

Tips & Tricks for Successful Extractions & Achieving Predictable Healing, Dr. Christopher Snyder

This session will start by discussing cost effective methods to improve the oral surgery environment to optimize successful dental treatment. We will move into discussing optimal tissue handling, and flap creation strategies for both tooth extraction or oronasal fistula closure. Following flap creation, steps/instruments and techniques for optimally exposing tooth roots, sectioning and elevation will be reviewed.

Navigating Those Dental Complications That Make You Go...Hmmm!?, Dr. Christopher Snyder

This session will discuss complications that occur during extractions - both how to manage them and tips to prevent them. A variety of clinical situations will be discussed. With the prevalence of tooth resorption in feline patients, treatment decision making and actually identifying resorbing root structure is a challenge. Strategies for addressing root tips displaced in the nasal cavity or mandibular canal will be covered as well as considerations for treatment options for fractured teeth and what to do if iatrogenic mandibular fracture takes place during extraction.

Dermatology

Pesky Parasites & Infections Regionalized to the Head & Neck Area, Dr. Alison Diesel

Otodectes? Sure...but what about other parasites that can affect the head and neck in cats? Dermatophytosis? Absolutely...but what other infectious agents should be considered in this body region? This session will discuss various parasitic and infectious agents that can manifest with skin disease of the head and neck in cats.

Emergency/ Critical Care

Management of Traumatic Brain Injury, Dr. Christopher Byers

Traumatic brain injury is a common presenting concern in veterinary hospitals, especially emergency rooms. Astute veterinarians regardless of practice type need to be prepared to proactively manage these patients. Attendees will learn a practical approach to management of traumatic brain injury patients in an effort to maximize the likelihood of a positive outcome.

Neurology

Acute Seizure Management for Cats, Dr. Heidi Barnes Heller

How do the drugs commonly used to control seizures work in cats? What has been published about feline seizure management and how can we use this data to shape our choices?

Novel Seizure Therapeutics for Cats, Dr. Heidi Barnes Heller

Research has repeatedly shown that cats can be challenging to medicate! My research at the University of Wisconsin was focused on identifying transdermal, extended release or novel oral anticonvulsant choices for cats. We will discuss these findings and how to apply the novel therapeutics.

Feline Hyperesthesia, Cognitive Dysfunction, & Other Mystery Diseases, Dr. Heidi Barnes Heller

This session will focus on some of these less common feline diseases. We will discuss diagnostic testing and available therapeutic choices for cats with these complicated diseases.

Oncology

Measuring Feline Orofacial Cancer Pain, Dr. Michael Nolan

Pain is a common clinical concern in cats with oral squamous cell carcinoma (SCC). Severe pain is most frequently suspected in cases with bone-invasive tumors. Our new research demonstrates that cats with oral SCC display measurable discomfort even in the absence of malignant osteolysis; these changes can be quantified using client questionnaires, clinician scoring tools, and quantitative sensory testing. An intriguing finding is that cats with oral cancer display altered somatosensory processing at sites distant from their tumor, thus providing evidence for widespread sensitization. These results are expected to enhance both the translational value of feline oral SCC in comparative oncology research, and the clinical management of discomfort caused by oral SCC lesions.

Nasal Tumors & Neuro-Oncology in Cats, Dr. Michael Nolan

This lecture will provide an overview of feline nasal and brain tumor management, from the perspective of a radiation oncologist. During the first half of the lecture, new data will be presented regarding treatment approaches, prognostic factors, and survival statistics for cats with nasal carcinoma. We will also discuss the pros and cons of various radiotherapeutic approaches (e.g., stereotactic radiotherapy versus conventional palliative and definitive-intent protocols) for both lymphomatous and non-lymphomatous sinonasal neoplasms in cats. During the second half, we will discuss current practice patterns and approaches in feline neuro-oncology.

Ophthalmology

Unique Feline Corneal Diseases, Dr. Jessica Meekins

This presentation will highlight diseases that uniquely affect the feline cornea. We will discuss the pathophysiology, clinical presentation, diagnostic and treatment approach for specific feline corneal diseases, including corneal sequestrum, eosinophilic-proliferative keratitis/conjunctivitis, and acute bullous keratopathy.

Uveitis: Ocular Manifestations of Systemic Disease, Dr. Jessica Meekins

This presentation will review select infectious diseases that result in ocular clinical signs in feline patients. After an overview of the clinically relevant anatomy and physiology of the uveal tract, we will focus on recognizing clinical signs of uveitis before discussing specific ocular lesions resulting from various infectious (fungal, viral, protozoal) and other systemic causes of uveitis.

Session Abstracts

ON DEMAND

Head & Neck continued

Pain Management **Chronic Pain: Is It All in the Head?**, *Dr. Beatriz Monteiro*

Chronic pain is generally a result of inflammatory, neuropathic, and functional components. It involves input from the periphery, but it is in the central nervous system that pain processing takes place. There, numerous mechanisms including positive and negative emotions modulate pain perception. This lecture will present an overview of pain pathophysiology while making the connection with feline clinical practice and common chronic painful conditions.

Surgery **Face & Head Reconstructive Techniques in Cats**, *Dr. Bryden Stanley*

Owners look at the cat's faces more than any other area, and so the possibility of cosmetic change or even loss of symmetry needs to be addressed with the owner before any reconstructive effort is undertaken in this area. That notwithstanding, the ultimate goals for quality of life are pain-free and functional, rather than cosmesis. Although the face and head are not that amenable to grafts or tension-relieving techniques, there are a number of fairly robust flaps that can be used to cover defects in the muzzle, head, and mandibular regions.

Technician

Cats Don't Read Textbooks: Commonly Found Oral Pathology of Felines, *Ms. Mary Berg*

It is important to realize that cats have not read textbooks when it comes to dental problems. This presentation will discuss the commonly and maybe not so commonly found oral pathology of felines. It is important to be able to identify oral pathology and anomalies as well as how to record the pathology on dental charts.

Feline Head Trauma, *Ms. Alison Gottlieb*

It happens, be prepared. Felines live in a dangerous world and deserve the best care possible. Knowing what to expect and initial assessment is crucial. This session will focus on being prepared, emergent care and monitoring these felines; the fine art of collecting data while considering; stress levels, owners, finances, and supplies will be discussed. Using the equipment and therapies available with the addition of knowledge is the key to optimal care.

Feline Respiratory Patients: A Delicate Balance, *Ms. Alison Gottlieb*

The feline respiratory patient can be incredibly stressful for everyone involved: the cat, team, and owner. Being prepared, thorough history and pure observation are ideal to approach these very delicate cases. A review of common afflictions and treatments associating with the system are discussed.

Practice Management

Cyberbullying & the Veterinary Profession, *Dr. Phillip Padrid*

The effect and influence of social media commentary on the veterinary profession is profound and is likely to increase. The effect of negative social media commentary can especially harm a practice and the physical and emotional wellbeing of our colleagues working within that practice. The goals of this seminar are to 1. identify the specific effects of social media in our profession, 2. provide insight into the reasons why clients are motivated to post positive and negative comments, 3. to increase the opportunity to encourage positive social media comments, and 4. to give members of our profession the behavioral tools to minimize the incidence and effect of negative posts toward our hospitals and ourselves.

Every Practice's Struggle: How to Attract, Retain, & Motivate Your Veterinary Talent, *Dr. Taylor Tillery*

The ARM research is a study funded by Merck Animal Health to address one of the biggest issues in the veterinary healthcare industry. "ARM" stands for Attract, Retain, and Motivate as they relate to staffing. After asking veterinary practices around the US, a common priority surfaced; the need to retain valued veterinarians and office staff. The results of our study describe the current state of veterinary talent management in the US market, identifies key areas of interest and quantifies the value of several employee retention improvement strategies. Additional areas of discussion include the most effective ideas for improvement, expectation for compensation and benefits, private vs. corporate practice comparisons, job satisfaction analysis, and data available by role, job type, and gender. The learning objectives are how to evaluate the current state of talent management in the US market as they relate to the veterinary community and how to quantify the value of several employee retention improvement strategies.

Session Abstracts

ON DEMAND

Partner Symposia

ABVP: Is It For Me?, Dr. Amy Hinc

In this seminar the attendee will come to understand what Board Certification in Feline Practice by the American Board of Veterinary Practitioners means. The attendee will be walked through the application process, including credentialing and the writing of case reports.

A Transformational Nutritional Approach to Managing Cat Allergen Fel d1, Dr. Ebenezer Satyaraj

Allergies to cats are the most common animal-origin allergy, and affect about 1 in 5 adults worldwide. Allergen avoidance is recommended as the most effective solution; it however involves limiting interaction with the cat or in some cases relinquishing the cat. There is a clear need for innovative approaches to manage cat allergens. While cats produce several allergens, more than 96% of people with sensitivities to cats respond to the primary cat allergen, Fel d1, a protein secreted in the saliva and sebaceous secretions of the cat. We will discuss the scientific basis of a novel nutritional approach to simply, safely, and effectively neutralize Fel d, the most potent feline allergen, utilizing an anti-Fel d1 IgY antibodies (derived from chicken egg) added to the cats' diet. A brief overview of the cat allergy problem and current approaches to manage cat allergens will be reviewed and efficacy of a feline diet with an egg product ingredient containing anti-Fel d 1 IgY antibodies in reducing active Fel d1 levels in cat saliva and hair will be discussed.

Hill's at Home, Various Experts

Hill's @ Home CE provides access to numerous feline CE sessions both live and on-demand. Get all your questions answered by internationally renowned experts at hillsathomece.com.

Regenerative Medicine & the Feline Patient, Dr. Robert Harman

Regenerative Medicine and the Feline Patient is a course designed to cover the basics about Stem Cell Therapy in veterinary medicine and how it can be applied to feline medicine. The objectives of this course are to discuss the potential mechanisms of action, efficacy, and safety. Guidelines on how to use stem cell therapy for the treatment of Arthritis, Chronic Renal Disease, IBD, and Gingivostomatitis as well as case studies and outcome data will be presented.

Understanding Feline Hypertension, Dr. Clarke Atkins

Diagnosing hypertension is an art, particularly in cats. We will discuss normal and abnormal blood pressures, obtaining accurate blood pressures measurements, the difference in impact of systolic and diastolic hypertension on target organs, and how to decide what is real and what it's not. Updates to the diagnosis and management of systemic hypertension in cats from the 2017 ACVIM Consensus Statement on Hypertension will be provided.

Update on Diabetes Mellitus in Cats, Dr. Deborah Greco

Pathogenesis of type 2 diabetes mellitus in the cat with particular emphasis on the circumstances that lead to the development of diabetes in the cat will be discussed. Discussion of the role of carbohydrates and protein in feeding cats, description of the clinical appearance of type 2 diabetes mellitus and discussion of early diagnosis and treatment including discussion of the different insulin types, choosing the appropriate insulin for a particular patient and problem-shooting insulin administration problems. There will also be a focused view of monitoring diabetic cats including urine glucose monitoring, clinical signs, and blood glucose curves. Lastly, emphasis on the new developments in monitoring diabetics such as glycosylated serum proteins (fructosamine), HbA1C and continuous glucose monitoring will be discussed.

What is it? Differentiating Medical from Behavioral, Dr. Valerie Tynes

The first sign of a medical condition is often a change in behavior and when behavioral conditions lead to chronic stress a medical problem is often the result. In this presentation, attendees will learn some key signs to look for when differentiating medical conditions from behavioral conditions as well as some tips for recognizing a few of the common "imposters"; those medical conditions that frequently "pose" as behavioral conditions. Most importantly, attendees should leave this presentation with a better understanding of the complex interaction between physical and behavioral health.

Oral Abstracts

How Does OA in Cats Affect Their Quality of Life, Dr. Andrea Wright

To understand how degenerative joint disease (DJD) in cats affects their quality of life, a conceptual framework for the assessment of health-related quality of life (HRQoL) in cats with degenerative joint disease was developed from published studies. HRQoL is considered a multi-dimensional concept, including both physical factors such as pain and physical activity, and non-physical factors which include the feelings felt by the animal, such as emotional wellbeing. The assessment of HRQoL is increasingly important in companion animals. Assessment of HRQoL can be generic or disease specific. However, the majority of HRQoL research has focused on dogs, with HRQoL studies on cats reported less frequently. Of these, there is a paucity of HRQoL research that focuses on cats with DJD. Therefore, in order to evaluate how DJD impacts HRQoL, there is a need for further research on the domains that contribute to HRQoL in cats and ultimately facilitate effective assessment of treatment interventions and their outcomes for cats with this condition.

Oral Abstracts continued

Identification of Risk Factors for Feline Anesthetic Mortality, Dr. JoAnne Morrison

Cats have roughly two times the risk of death from general anesthesia compared to dogs. Risk factors for anesthetic mortality that have been previously elucidated (e.g., increased ASA status, procedural complexity) do not account entirely for the increased risk seen in feline patients. The objective of this study was to determine if novel risk factors for anesthetic mortality could be identified in a population of feline patients that underwent elective anesthesia procedures. The hypothesis, briefly stated, was that cats experienced increased anesthesia mortality as a result of underlying inflammatory / immune mediated conditions which disproportionately impact the cardiopulmonary system, resulting in fatal outcomes when cats undergo general anesthesia.

The Novel UNESP-Botucatu Cat Pain Scale (UCAPS), Dr. Paulo Steagall

Pain assessment is a fundamental part of feline practice. This study assessed content validity, inter and intra-rater reliability of the novel short form UNESPBotucatu cat pain scale (UCAPS) in eight languages.

Thyroid Troubles: Diagnosis & Management of Hypothyroidism, Ms. Stefanie DeMonaco

This oral presentation will discuss the pearls of practice regarding diagnosis and management of iatrogenic hypothyroidism in cats in general practice. Over the past decade, the identification and treatment of iatrogenic hypothyroidism has become a significant part of managing hyperthyroid cats. Up to 70% of cats can become hypothyroid after treatment with radioactive iodine, with an approximate average of 10% in most studies. Hypothyroidism is associated with shortened survival and the development of azotemia in cats after treatment with radioactive iodine highlighting the importance of proper identification and care.

What's in Your Patient's Head: Cone Beam Computed Tomography, Dr. Katherine Knutson

Cone Beam Computed Tomography (CBCT) is a relatively recent diagnostic modality for veterinary medicine. It has been co-opted from human medicine, particularly dentistry, where it is extensively utilized in the diagnosis of pediatric oral pathologies. It is now being used in the diagnosis of skull pathologies and associated structures in feline medicine.

Miscellaneous

Creating Individualized Feline Vaccine Protocols: Key Points from the 2020 AAHA/AAFP Feline Vaccination Guidelines,

Dr.'s Philip Kass & Amy Stone

To help you create individualized feline vaccination protocols based on risk-assessment, our learning facilitators will provide clarity on factors that increase or decrease infectious disease exposure risk, unpack the recommendations for vaccination schedules for pet and shelter cats, support decision-making for vaccination (or not) against FeLV in adult cats with emphasis on the frequency and type of vaccination depending on risk for infection, and summarize the current literature on the incidence and causality of FISS.

NEW AAFP Cat Friendly Certificate Program, Dr. Kelly St. Denis

The Cat Friendly Certificate Program provides you with feline-specific education to further your knowledge, skills, and best in-clinic practices. The AAFP is proud to be a trusted leader in feline care, and has developed this program for all individual veterinary team members in order to increase the standards of care provided to cats. Obtaining a certificate within this program will allow you to further enhance, deepen, and strengthen your feline expertise and demonstrate your personal commitment in caring for cats.

Why Should I Attend?

Join the AAFP on October 3 and 4, and then again on October 24 and 25 for a fully virtual conference experience. The conference format is designed to provide for shorter days than would be in person and take place over the course of two weekends. This gives you the opportunity to space out the time spent on your computer, make sure you have adequate time to process all of the information from the first weekend, and provide additional time to access the on-demand content. All content will be available on demand until December 31, 2020, so even if you cannot attend one or more of these days, you will still be able to access the educational content and other offerings.

The conference will continue to focus on exploring diseases and disorders of the feline head and neck which include exploring a myriad of feline health conditions affecting systems of the head and neck, including neurology, dermatology, ophthalmology, dentistry, respiratory, oncology, imaging, emergency and critical care, pain management, feeding tubes, and more.

We have created a robust and engaging virtual community experience that will redefine typical online educational offerings!

Virtual Conference Features Include:

- About 70 hours of feline-specific CE!
- Live and on-demand RACE-approved Veterinary and Technician/Nurse CE sessions
- Partner Symposia
- Oral abstract presentations
- ePosters sessions and presentations
- Educational discussion forums and video chat rooms with speakers, exhibitors, and attendees
- Ask the Expert Sessions
- Interactive exhibit hall with time to chat and ask questions, as well as giveaways and show specials
- Scavenger hunt game with prizes
- Networking and virtual social activities with colleagues
- Product Showcase
- Other fun and special offerings are being developed

Continuing Education Credits

This conference will be submitted (but is not yet approved) for continuing education credits in jurisdictions which recognize AAVSB RACE approval; however, participants should be aware that some boards have limitations on the number of hours accepted in certain categories and/or restrictions on certain methods of delivery of continuing education. Contact AAFP Headquarters for further information at info@catvets.com. Once obtained, the program approval number will be listed on the conference website at www.catvets.com/education and on the CE form.

Registration

Below are the costs for attending the virtual conference.

Full Virtual Conference		BY 8/31/20	AFTER 8/31/20
Veterinarian	AAFP Member	\$149	\$169
	Non-Member	\$249	\$269
	New Membership & Conference Bundle	\$369	\$389
Technician/Nurse	AAFP Member	\$ 79	\$ 89
	Non-Member	\$119	\$129
	New Membership & Conference Bundle	\$184	\$194
Practice Management & Other Hospital Staff	AAFP Member	\$ 79	\$ 89
	Non-Member	\$119	\$129
	New Membership & Conference Bundle	\$184	\$194
Student		\$ 40	\$ 50

A 10% discount is offered to practices with two or more registrations. Email info@catvets.com for the coupon code. Hill's is also offering a \$5 off coupon. Visit the AAFP website for more details on how to receive the coupon code.

Cancellation Policy

Registration fees are non-refundable. If you are unable to attend the live CE, the sessions will be recorded and available for viewing until December 31, 2020.

Included in Your Virtual Conference Registration

Conference Proceedings

Proceedings Notes are provided to each attendee. Below are the two options for obtaining the proceedings notes.

1. Online Proceedings: Each registered attendee will receive an email approximately two weeks prior to the event with complimentary online access to the conference proceedings on the AAFP website.
2. Printed Book: You may pre-purchase a Printed Proceedings Book for \$65.00. If you purchase a Proceedings Book, it will be shipped to you prior to the start of the virtual conference.

Virtual Happy Hours

All attendees are invited to attend the two virtual happy hours taking place on Saturday, October 3 from 5:00 – 6:00 pm EDT hosted by Zoetis and Saturday, October 24 from 5:15 – 6:15 pm EDT hosted by Boehringer Ingelheim. Both happy hours will have interactive elements where you will be able to engage, chat with colleagues, discuss the events of the day, and wind down in the comfort of your own home. More details about each of the virtual happy hours will be available closer to the start of the conference.

Virtual Exhibit Hall

Each registered attendee has full access to the Virtual Exhibit Hall which will have a variety of companies exhibiting. Attendees will be able to “visit” the exhibit booths and explore all that they have to offer which can include a variety of ways to engage such as videos, handouts in PDF format, links to company products, give-away items, button to request information, scavenger hunt questions where you can add points to your leaderboard, and more. Exhibitors will be available LIVE in their virtual booth during Exhibit Hall Hours where you can video chat to ask questions and gather information.

We encourage you to use the LIVE Exhibit Hall hours as an opportunity to engage with companies to find out more about products or services. While a Virtual Exhibit Hall is very different than being able to engage in person, the companies who have signed up to exhibit want to help answer your questions and provide you with information. We know many of you find your friends in the onsite Exhibit Hall, and we encourage you to virtually ‘walk the exhibit hall with a colleague.’ Attendees can reach out to colleagues and friends to plan a date and time to visit exhibit booth video chats so that you can take part in visiting an exhibitor together. You will be able to see each other during the video chat just as you would in person. You can even plan a time for all those registered from your practice to join a video chat to find out information about a product or service together.

Please note: the AAFP does not endorse the products or services of the companies that exhibit.

Scavenger Hunt

Attendees have the option to take part in a Scavenger Hunt Game to win prizes. Exhibitors can take part in the Scavenger Hunt by adding a question in their virtual booth that attendees can answer. Attendees will need to go into the virtual exhibit booths and correctly answer the question to receive points, which then gets added to the Leader Board.

Raffle Passport Prizes

The raffle passport is back – just in a virtual setting. Attendees can track their progress and after they visit a specific quantity of booths and engage in a number of exhibitor video chats, they will be eligible to win prizes.

Promotion of Giveaways & Show Specials

Exhibitors and sponsors will be submitting show specials and giveaways which will be emailed to attendees as well as included in the virtual conference website. Attendees will be able to browse promoted offerings to help plan their Exhibit Hall tour.

Attendee Registration Package

One of the best parts of the AAFP Conference isn’t going away! Each attendee will receive a packet in the mail prior to the start of the conference which will include some fun goodies as well as sponsor information and your Proceedings Book, if you purchased one. Be on the lookout for yours!

Oral Presentations & ePoster Abstracts

Poster abstracts will contain original research or case reports that have not been previously published. Posters will be available to view in the ePoster area on the virtual conference website. We encourage you to view the posters and engage with the authors on various feline topics.

Oral Abstract Presentations are 20-minute presentations that will be available on-demand for attendees to watch at any time. Be sure to check them out!

Included in Your Virtual Conference Registration continued

Product Showcase

In place of the New Product Gallery, the Product Showcase will feature and highlight products outside of the exhibit hall that exhibitors and sponsors want attendees to know more about. You will be able to visit the Product Showcase any time through December 31st which will include information such as the product description, images, video, PDF resources, website links, and more.

Yoga & Meditation Classes

Three different levels of yoga classes and one meditation class will be offered during the virtual conference. This healthy morning activity will provide you with the tools to stay motivated and jumpstart your day. The Yoga class is a system of techniques, including breath control, simple meditation, and the adoption of specific bodily postures, practiced for health and relaxation. These sessions will be easy to follow for all ages, and for anyone from beginners to advanced workout enthusiasts are welcome.

Special Events – Pre-registration Required*

Feline-Friendly Handling Virtual Workshop

This virtual workshop will consist of two video chat discussion forums, providing the opportunity for the attendee to be at work or home. Dates and times TBD.

Part 1: Prior to the session, registrants will be asked to submit information based on specifics within their practice. The 2 hour live video chat will begin with a short summary presentation on unique feline behaviors. Following the presentation, Dr. Rodan will discuss details and provide recommendations for the registrants' individual situations and circumstances. Dr. Rodan will then demonstrate feline handling techniques. It is recommended that attendees have a cat available in which to apply those techniques as they are being discussed. Demonstrations will include ways to reduce stress and fear, minimal and effective handling techniques, and other methods for various veterinary visit scenarios. The registrants will be provided with homework in order to begin to implement what was learned into daily practice.

Part 2: It is common for there to be excitement about what was learned in Part 1, but going back and implementing it in daily practice may be difficult or overwhelming. Prior to the session, registrants will be asked to submit information on their progress, photos/video, difficulties, and questions. The 1 ½ hour live video chat will include a discussion forum with Dr. Rodan to explore creative solutions and offer alternatives and guidance, as well as set a plan for successful implementation in your practice.

Note: As this is a two-part interactive session, we will be offering two classes and each is limited to 10 registrants. We hope to offer more in the future. AAFP 2020 Virtual Conference attendees will have the first opportunity to register. Make sure you register online early in order to participate in the workshop. Attendance is on a first-come, first-served basis.

Cost: \$225

Video Chat Discussion Forums

The AAFP will be offering Video Chat Discussion Forums on Saturday, October 24. These are interactive video chat discussions on specific feline topics with a small group of colleagues hosted by our partners and expert speakers. Pre-registration is required to participate as each topic is limited to 15 participants. However, registration for these forums will not be available until mid-August.

NOTE: registered attendees will have the first opportunity to sign up and will receive an email when this becomes available.

FAQs

Do I have to be present on all days of the meeting to attend?

No, you don't have to be present each day to attend the meeting. The schedule has sessions that are "launched" at a certain time, which are on the agenda. The schedule also contains some live sessions; however, it does take 24 hours to add them for on-demand viewing after the live session takes place. Additionally, there is a list of on-demand sessions that are available for attendees to watch at any time. All content will be available on demand until December 31, 2020, so even if an attendee cannot attend one or more of these days, they will still be able to access the educational content and other offerings. Being present on the dates of the meeting allows you to interact and engage with speakers, exhibitors, attendees, and sponsors in real time.

After I register, when will I receive more information about the conference?

Closer to the start of the conference, all attendees will receive an email with more details on how to access the virtual conference platform as well as a Roadmap to the Virtual Conference which will explain the platform being used as well as answer all your specific questions such as "How early can I join a meeting?" or "How do I access the slides and meeting notes?" You will also receive an email two weeks prior to the conference with the Proceedings Notes log-in details so you can access them online as well as exhibitor show specials and giveaways.

How do I get the most out of this virtual conference?

We suggest treating the virtual conference as you would an in-person conference with respect to your calendar and other obligations. Prioritize your time so that you can truly be present in the experience by focusing your attention on the session in front of you as well as engaging with the exhibitors, attendees, and speakers to make the most of the conference. It's also a great idea to minimize distractions as it's easy to 'multi-task' and get distracted. Instead, try to reduce background noise, create a comfortable set up, and get ready to start learning! Attending this virtual conference has huge benefits if you take advantage of everything it has to offer. So don't forget to visit the exhibitors, check out the ePosters, start your day with a Yoga class, take part in the Scavenger Hunt, join the Happy Hours, and be a part of a Video Chat Discussion Forum. In addition, you will have on-demand access to all of the sessions until December 31, so you can watch and access as many CE sessions as you would like!

What technology will I need?

For an optimal experience we recommend participating from a desktop or laptop computer with broadband wired/wireless access. You will be able to connect to audio via your computer. A webcam is suggested for the interactive components of the conference such as Video Chat Discussion Forums, exhibit booth video chats, or the virtual happy hours. Below are additional recommendations.

1. Use Chrome (recommended) or Firefox browsers
2. Disconnect from a VPN (Virtual Private Network)
3. Check firewalls. If you are in the office, try another network (some offices have robust firewalls that will block some virtual features)
4. Clear your web browser history and cache
5. Check your Internet Connection
6. Close any other tabs that may be using a lot of bandwidth.
7. If you are at home, make sure you are not also using streaming services like Netflix, etc. that could impact your available bandwidth
8. Use a hard-wired internet connection, if possible
9. If you have to use WIFI, make sure you are close to the WIFI device



We would like to recognize and thank the following companies for their sponsorships.

Platinum Partnership Sponsor

Virtual Happy Hour; Partner Symposia with Speaker Dr. Clarke Atkins; On-demand Session with Speaker Dr. Clarke Atkins; Mailed Attendee Giveaway; Video Chat Discussion Forums



Diamond Partnership Sponsor

Partner Symposia with Speaker Dr. Lisa Powell; Speaker Dr. Christopher Byers; Speaker Dr. Kimberly Pope-Robinson; Speaker Dr. Christopher Snyder; Video Chat Discussion Forum; Young Veterinarian Scholarship Program



Diamond Partnership Sponsor

Virtual Happy Hour; Partner Symposia with Speaker Dr. Cory Penn; Partner Symposia with Speaker Dr. Elizabeth Colleran; Speaker Dr. Paulo Steagall; Speaker Dr. Alison Diesel; Speaker Dr. Beatriz Monteiro; Video Chat Discussion Forum



Gold Partnership Sponsor

Partner Symposia with Speaker Dr. Susan E. Little; Partner Symposium with Speaker Dr. Christopher Lee; On-demand Session with Speaker Dr. Taylor Tillery; Mailed Attendee Giveaway; Video Chat Discussion Forums



Gold Partnership Sponsor

Partner Symposia with Speaker Dr. Susan Little; Video Chat Discussion Forums



Silver Partnership Sponsor

Partner Symposium with Speaker Dr. Becky Mullis; Speaker Dr. Bryden Stanley; Partner Symposium Ask The Experts; Video Chat Discussion Forums



Silver Partnership Sponsor

Partner Symposium with Speaker Dr. Sheilah Robertson; On-demand Session with Speaker Dr. Valarie Tynes, Feline-Friendly Handling Virtual Workshops; Video Chat Discussion Forums



Silver Partnership Sponsor

Student Scholarship Program, Partner Symposia with Speaker Dr. Jason Gagne; On-demand Session with Speaker Dr. Ebenezer Satyaraj; On-demand Session with Speaker Dr. Deborah Greco



Silver Partnership Sponsor

Partner Symposia with Speaker Dr. Grant Gugisberg; Speaker Dr. Kathy Engler; Video Chat Discussion Forum; Mailed Attendee Giveaway



Bronze Partnership Sponsor

Partner Symposia with Speaker Dr. Sheilah Robertson



Conference Sponsor

Partner Symposia with Speaker Dr. Dennis Chew



Conference Sponsor

Partner Symposia with Speaker Dr. Julie Churchill



Conference Sponsor

On-demand Session with Speaker Dr. Robert Harman



Conference Sponsor

Speaker Dr. Phil Padrid; Video Chat Discussion Forum



Conference Partners

