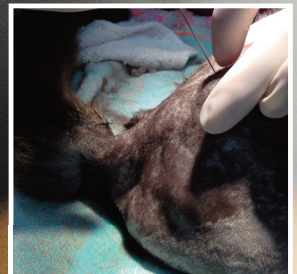
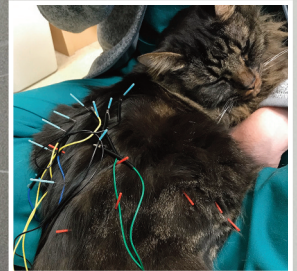


AMERICAN ASSOCIATION OF FELINE PRACTITIONERS

Anesthesia, Analgesia, & Surgery



REGISTRATION BROCHURE



September 30 – October 3, 2021
Phoenix Convention Center • Phoenix, AZ

www.catvets.com/education



We would like to recognize and thank the following companies for their sponsorships.



Platinum Partnership Sponsor

Lunch & Learn with Speaker Dr. Jessica Markovich; Young Veterinarian Scholarship Program; Feline-Friendly Handling & Interactions: Evidence-based Techniques, Dr. Ilona Rodan



Platinum Partnership Sponsor

Welcome Reception; Two Lunch & Learns with Speakers Dr. Mark Acierno and Dr. Catharine Scott-Moncrieff; Conference Tote Bags and Giveaway



Diamond Partnership Sponsor

Exhibitor Happy Hour; Two Lunch & Learns with Speakers Dr. Eric Morissette and Dr. Elizabeth Colleran; Speaker Dr. Tamara Grubb; Speaker Dr. Duncan Lascelles; Speaker Dr. Kristin Shaw



Gold Partnership Sponsor

Pre-conference Day Early Morning Learning Sessions with Speakers Dr. Valarie Tynes and Dr. Natalie Marks; Feline-Friendly Handling & Interactions: Evidence-based Techniques, Dr. Ilona Rodan



Gold Partnership Sponsor

Offsite Event; Purrfecting Your Acute Pain Assessment Skills, Dr. Sheilah Robertson; Hotel Key Cards



Gold Partnership Sponsor

AAFP/ABVP Seminar and Social with Speaker Dr. Jane Sykes, Lunch & Learn with Speaker Dr. Robert Lavan; Conference Water Bottles



Gold Partnership Sponsor

Lunch & Learn with Speaker Dr. Guillermo Couto; Creating a Culture of Perioperative Safety in your Clinic, Drs. Sheilah Robertson & Bryden Stanley



Silver Partnership Sponsor

Food for Thought Luncheon with Speaker Dr. Jody Lulich; \$5 Off Conference Discount Codes



Silver Partnership Sponsor

Lunch & Learn with Speaker Dr. Michael Lappin; Student Award Program



Silver Partnership Sponsor

Lunch & Learn with Speaker Dr. Brad Simon; Conference Wi-Fi in Convention Center; Notepad & Pen



Bronze Partnership Sponsor

Lunch & Learn with Speaker Dr. Robert Harman



Bronze Partnership Sponsor

Feline-Friendly Handling & Interactions: Evidence-based Techniques, Dr. Ilona Rodan



Conference Sponsor

Speaker Dr. Robin Downing













Conference Partners



THURSDAY, SEPTEMBER 30, 2021

Pre-conference Day

Schedule is in Mountain Standard Time (same as Pacific Daylight Time over these dates)















TIME	SESSION TITLE	SPEAKER	ROOM	SPONSOR/ PARTNER
PRE-CONFERENCE DAY*				
9:30 - 11:45 am	Early Morning Learning Sessions			
9:30 - 10:45 am	Providing for the Behavioral Needs of Each Cat LS	Dr. Valarie Tynes	North Ballroom AB	
10:50 - 11:45 am	The New Cat Parent: How to Exceed their Expectations for Feline Healthcare & Wellbeing LS	Dr. Natalie Marks	North Ballroom AB	
11:45 - 1:15 pm	Food for Thought Luncheon			
12:15 - 1:15 pm	To Cut or Not to Cut: Incorporating New Technologies & Avoiding the Pitfalls in the Treatment of Feline Uroliths LS	Dr. Jody Lulich	North Ballroom AB	
1:30 - 5:30 pm	ABVP/AAFP Seminar & Social			
1:30 - 2:20 pm	ISCAID Antimicrobial Use Guidelines: Which Antimicrobial, What Dose, & For How Long? LS	Dr. Jane Sykes	North Ballroom AB	
2:20 - 3:15 pm	Current Concepts in Feline Vaccination LS	Dr. Jane Sykes	North Ballroom AB	 
3:15 - 3:45 pm	Refreshment Break		North Ballroom CD	
3:45 - 4:35 pm	Is a Positive Really Negative? Interpretation of Diagnostic Tests for Infectious Diseases LS	Dr. Jane Sykes	North Ballroom AB	 
4:35 - 5:30 pm	Update on Feline Viral Infections: Pearls of Wisdom LS	Dr. Jane Sykes	North Ballroom AB	 
5:30 - 7:00 pm	Welcome Reception <i>All attendees invited</i>		North Ballroom Foyer	

*Pre-conference Day Registration Required. Additional fees apply.

Sessions and speakers are subject to change.

LS Live Streamed









Schedule is in Mountain Standard Time (same as Pacific Daylight Time over these dates)

TIME	SESSION TITLE	SPEAKER	ROOM	SPONSOR/ PARTNER
6:00 - 7:00 am	Early Riser Yoga Class*		Sheraton Hotel - Paradise Valley	
7:15 - 8:00 am	Continental Breakfast		North Ballroom Foyer	
8:00 - 8:15 am	President's Address LS	Dr. Kelly St. Denis	North Ballroom A - D	
8:15 - 9:15 am	The Intertwine of Fear & Pain: A Spinning Wheel with Implications for Cats & Their Caregivers LS	Dr. Tamara Grubb	North Ballroom A - D	ZOETIS PETCARE 
9:15 - 10:45 am	Networking Refreshment Break		Exhibit Hall	
10:45 - 11:35 am	Purfecting Your Acute Pain Assessment Skills LS	Dr. Sheilah Robertson	North Ballroom AB	
	Having the Nerve: Local Anesthetic Techniques You Should be Using - Part 1 LS	Dr. Mark Epstein	North Ballroom CD	Dechra 
11:40 - 12:30 pm	A Pain Most Malicious: Understanding, Preventing, & Treating Maladaptive Pain LS	Dr. Tamara Grubb	North Ballroom AB	ZOETIS PETCARE 
	Having the Nerve: Local Anesthetic Techniques You Should be Using - Part 2 LS	Dr. Mark Epstein	North Ballroom CD	Dechra 
12:30 - 2:00 pm	Lunch		Exhibit Hall	
12:45 - 1:45 pm	Lunch & Learn #1:* What the Guidelines Say on Identifying, Evaluating, & Managing Feline Hypertension	Dr. Mark Acierno	121A-C	
12:45 - 1:45 pm	Lunch & Learn #2:* What is Your Patient Telling You? Integrate All the Moving Parts	Dr. Guillermo Couto	122A-C	
12:45 - 1:45 pm	Lunch & Learn #3:* Don't Stress! Practical Management of Feline Lower Urinary Tract Disease	Dr. Jessica Markovich	124AB	
12:45 - 1:45 pm	Lunch & Learn #4:* Identifying & Treating Chronic OA Pain: Help is on the Way!	Dr. Elizabeth Colleran	126A-C	ZOETIS PETCARE
2:00 - 2:50 pm	I'm Old, Painful, & My Mouth Hurts: Dental & Other Protocols for Patients with Pre-existing Pain LS	Dr. Tamara Grubb	North Ballroom AB	ZOETIS PETCARE 
	Feline Pain Management Beyond Opioids & NSAIDs: Part 1 LS	Dr. Mark Epstein	North Ballroom CD	
2:55 - 3:45 pm	Anesthesia & Analgesia for Cats with Cardiac and/or Airway Comorbidities LS	Dr. Tamara Grubb	North Ballroom AB	ZOETIS PETCARE 
	Feline Pain Management Beyond Opioids & NSAIDs: Part 2 LS	Dr. Mark Epstein	North Ballroom CD	
3:45 - 4:40 pm	Networking Refreshment Break		Exhibit Hall	
4:40 - 5:30 pm	Anesthesia & Analgesia for Cats with Endocrine Comorbidities LS	Dr. Tamara Grubb	North Ballroom AB	ZOETIS PETCARE 
	Is Your Anesthetized Patient in Trouble? LS	Dr. Sheilah Robertson	North Ballroom CD	
5:30 - 6:45 pm	Happy Hour Reception		Exhibit Hall	ZOETIS PETCARE

*Separate Registration Required. No fees associated.

LS Live Streamed

Schedule is in Mountain Standard Time (same as Pacific Daylight Time over these dates)

TIME	SESSION TITLE	SPEAKER	ROOM	SPONSOR/ PARTNER
6:00 - 7:00 am	Early Riser Yoga Class*		Sheraton Hotel - Paradise Valley	
7:00 - 8:00 am	Breakfast		Exhibit Hall	
8:00 - 9:00 am	The Whole Package: Anesthesia & Surgery Tips for Common but Sometimes Tricky Cases LS	Drs. Sheilah Robertson & Bryden Stanley	North Ballroom A - D	
9:05 - 10:00 am	Intestinal Anastomosis: Tips to Make it Easier LS NOD	Dr. Howard Seim	North Ballroom A - D	
10:00 - 11:00 am	Networking Refreshment Break		Exhibit Hall	
10:25 - 10:50 am	AAFP Membership Meeting LS		121A-C	
11:00 - 11:50 am	Making End of Life Decisions LS	Dr. Sheilah Robertson	North Ballroom AB	
	Visceral Organ Biopsy LS NOD	Dr. Howard Seim	North Ballroom CD	
11:55 - 12:45 pm	The Last Appointment: How to Navigate Smoothly Through Euthanasia Appointments LS	Dr. Sheilah Robertson	North Ballroom AB	
	Surgery of the Pancreas, Liver, & Biliary System LS NOD	Dr. Howard Seim	North Ballroom CD	
12:45 - 2:15 pm	Lunch		Exhibit Hall	
1:00 - 2:00 pm	<i>Lunch & Learn #1:</i> * Monitoring the Difficult Diabetic Cat: Role of Continuous Glucose Monitoring	Dr. Catharine Scott-Moncrieff	121A-C	
1:00 - 2:00 pm	<i>Lunch & Learn #2:</i> * Enhancing Compliance & Reducing Stress: A Modern Perspective on Feline Parasite Protection	Dr. Robert Lavan	122A-C	
1:00 - 2:00 pm	<i>Lunch & Learn #3:</i> * Digital Cytopathology: Real-time Expert Help in Your Everyday Practice	Dr. Eric Morissette	124AB	
2:15 - 3:05 pm	Creating a Culture of Perioperative Safety in your Clinic LS	Drs. Sheilah Robertson & Bryden Stanley	North Ballroom AB	
2:15 - 2:40 pm	Wound Management Secrets LS NOD	Dr. Howard Seim	North Ballroom CD	
2:40 - 3:05 pm	Managing Feline Ear Polyps LS NOD	Dr. Howard Seim	North Ballroom CD	
3:10 - 4:00 pm	The Whole Package: Anesthesia & Surgery Tips for Common but Sometimes Tricky Cases in Kittens & Young Cats LS	Drs. Sheilah Robertson & Bryden Stanley	North Ballroom AB	
3:10 - 3:35 pm	Feline Subtotal Colectomy LS NOD	Dr. Howard Seim	North Ballroom CD	
3:35 - 4:00 pm	Colopexy for the Treatment of Recurrent Rectal Prolapse LS NOD	Dr. Howard Seim	North Ballroom CD	
4:05 - 4:25 pm	<i>Oral Abstract Session:</i> False Positive FeLV ELISA Results in Cats With Hemolytic Disease LS	Dr. Matthew Kornya	North Ballroom AB	
4:05 - 4:45 pm	Why Being a Cat Friendly Practice Matters		North Ballroom CD	
6:30 - 10:30 pm	A Feline Fete Offsite Event**			

*Separate Registration Required. No fees associated.

**Separate Registration Required. Additional fees apply.

LS Live Streamed

Please Note: Dr. Seim's lectures will not be available on-demand after the in-person presentation or live-streaming for virtual attendees.

NOD Not Available On-demand

SUNDAY, OCTOBER 3, 2021

Schedule is in Mountain Standard Time (same as Pacific Daylight Time over these dates)

TIME	SESSION TITLE	SPEAKER	ROOM	SPONSOR/ PARTNER
6:15 - 7:15 am	Early Riser Yoga Class*		Sheraton Hotel - Paradise Valley	
7:30 - 8:30 am	Breakfast		Exhibit Hall	
8:30 - 9:20 am	Detecting, Diagnosing, & Monitoring Feline OA Pain: A Practical Approach LS	Dr. Duncan Lascelles	North Ballroom A - D	ZOETIS EveryCAT PETCARE HEALTH FOUNDATION
9:25 - 10:15 am	NSAIDs for Chronic Pain Control in Cats: An Update LS	Dr. Duncan Lascelles	North Ballroom A - D	ZOETIS IVPM PETCARE
10:15 - 10:45 am	Networking Refreshment Break		Exhibit Hall	
10:45 - 11:35 am	How to Perform a Successful Orthopedic Examination LS	Dr. Duncan Lascelles	North Ballroom AB	ZOETIS IVPM PETCARE
	Perineal Urethrostomy & Other Options in Cats with FUS LS	Dr. Bryden Stanley	North Ballroom CD	
11:40 - 12:30 pm	Anti-NGF mAbs for Chronic Pain Control: The Science LS	Dr. Duncan Lascelles	North Ballroom AB	ZOETIS IVPM PETCARE
	Revisiting Halsted's Principles (But Not His Habits!): Tips to Better Surgery LS	Dr. Bryden Stanley	North Ballroom CD	
12:30 - 1:45 pm	Lunch		Exhibit Hall	
12:40 - 1:40 pm	<i>Lunch & Learn #1:</i> * Update on the Management of Stress Associated Illness in Cats	Dr. Michael Lappin	121A-C	PRO PLAN VETERINARY DIETS
12:40 - 1:40 pm	<i>Lunch & Learn #2:</i> * Procedural Sedation & Analgesia in the Cat	Dr. Brad Simon	122A-C	Dechra Animal Health
12:40 - 1:40 pm	<i>Lunch & Learn #3:</i> * Stem Cell Therapy in the Domestic & Exotic Feline: Could This be the Answer to Your Difficult Cases?	Dr. Robert Harman	124AB	VetStem BIOPHARMA
1:45 - 2:35 pm	Anti-NGF mAbs for Chronic Pain Control: The Evidence LS	Dr. Duncan Lascelles	North Ballroom AB	ZOETIS IVPM PETCARE
	Chylothorax: An Update LS	Dr. Bryden Stanley	North Ballroom CD	
2:40 - 3:30 pm	Wearables for Diagnosis & Monitoring of Pain: Where Are We? LS	Dr. Duncan Lascelles	North Ballroom AB	ZOETIS IVPM PETCARE
	Atypical Cutaneous Infections in Cats LS	Dr. Bryden Stanley	North Ballroom CD	
3:30 pm	End of Meeting			

*Separate Registration Required. No fees associated.












LS Live Streamed

The additional CE Sessions below will be available via on-demand access through the Virtual Platform. Both in-person and virtual attendees will have access to these CE Sessions.

On-demand Sessions

SESSION TITLE	SPEAKER	SPONSOR/PARTNER
Environmental Needs for Cats with DJD: Preserve Access to Promote Comfort	Dr. Margaret Gruen	
Feline-Friendly Handling & Interactions: Evidence-based Techniques	Dr. Ilona Rodan	  
Hands-Free Radiology: Strategy, Training, & Implementation Ideas	Dr. Dennis Keith & Ms. Carolyn Spivock	
What About Cats? Rehabilitation Techniques for Feline Patients	Dr. Kristin Shaw	
Cats Gotta Scratch: The Case Against Feline P3 Amputation	Dr. Robin Downing	 
Managing Chronic Pain Following P3 Amputation	Dr. Robin Downing	 
<i>Oral Abstract</i> - Feline Histoplasmosis: Serology as a Non-Invasive Diagnostic Alternative (No RACE credit)	Dr. Mariana Jardim	
ABVP: Is it for Me? (No RACE credit)	Dr. Amy Hinc	

On-demand Technician/Nurse Sessions

SESSION TITLE	SPEAKER	SPONSOR/PARTNER
Management of the Emergent Feline Patient	Mr. Harold Davis	
Nursing Management of the Urinary Obstructed Cat	Mr. Harold Davis	
Anesthetic Monitors: Understanding Their Use & Limitations	Ms. Heidi Reuss-Lamky	
Who Needs an Anesthetic Plan? YOU DO!	Ms. Heidi Reuss-Lamky	
Purr-fect Feline Anesthesia	Ms. Heidi Reuss-Lamky	
Anesthesia Mistakes Awareness	Ms. Heidi Reuss-Lamky	
Pain Scoring for Dummies	Ms. Heidi Reuss-Lamky	
Detecting Feline Chronic Pain	Ms. Alison Gottlieb	
Treatment of Chronic Pain	Ms. Alison Gottlieb	
Feline Chronic Pain: Getting Cat Owners on Board	Ms. Alison Gottlieb	
Feline Nursing Care for the Hospitalized Patient	Ms. Alison Gottlieb	

See On-demand Session Abstracts on page 18 and 19.

Mark Acierno, DVM, MBA, DACVIM
Animal Health Institute at Northwestern University, Downers Grove, Illinois

Sponsor  **Boehringer Ingelheim**

Dr. Mark J. Acierno is a professor of small animal internal medicine at the Animal Health Institute at Northwestern University. He earned his veterinary degree at Mississippi State University and completed his internal medicine residency at Tufts University. He also holds an MBA from Pace University. Dr. Acierno is a Diplomate of the American College of Veterinary Internal Medicine in small animal internal medicine. His clinical interests include kidney disease, hypertension, interventional radiology, immunemediated disease, and dialysis medicine.

Elizabeth Colleran, DVM, MS, DABVP (Feline)
Chico Hospital for Cats, Chico, California

Sponsor **ZOETIS PETCARE**

Dr. Colleran is an author, keynote, and veterinary conference speaker, consultant, and feline specialist board-certified by the American Board of Veterinary Practitioners. She has successfully created and managed two feline medicine veterinary practices. Her practice in Portland, Oregon was the first feline-only practice in Portland and her current practice, the Chico Hospital for Cats, is celebrating its 22nd birthday this year. Dr. Colleran chairs the Cat Friendly Practice Committee for the AAFP. She has served on the AAFP board for several years including as President in 2011 and Treasurer from 2007-2009. She serves her profession as a volunteer for other veterinary organizations. Dr. Colleran is a published author and frequent contributor to several peer-reviewed publications. She has been a media spokesperson on a number of feline topics for communications campaigns and has proudly mentored many aspiring feline practitioners. Her next book for veterinarians, "The Senior Cat: Medicine and Management in the Golden Years" (working title) will be published in 2021. She loves teaching and believes it is one important way to improve health care and quality of life for felines.

C. Guillermo Couto, DVM, DACVIM
Couto Veterinary Consultants, Hilliard, Ohio

Sponsor **IDEXX**



Dr. Couto graduated from Buenos Aires University, Argentina in 1976. He spent 5 years as a private practice small animal practitioner in his home town, and then completed a Clinical Oncology Residency at the University of California-Davis. He is co-author of the textbook *Small Animal Internal Medicine* with Richard W. Nelson, and has over 350 peer-reviewed articles and book chapters in the areas of oncology, hematology, and Greyhound medicine. Dr. Couto served as Editor In Chief of the Journal of Veterinary Internal Medicine, and received numerous teaching and service awards while at the University. After 30 years in academia, he is now providing consultation and educational services through Couto Veterinary Consultants in Hilliard, Ohio.

Harold Davis, RVT, VTS (ECC) (Anesthesia/Analgesia)
Davis Veterinary Practice Educational Consulting, Davis, California

Partner  **NAVTA**

Harold Davis is a veterinary practice educational consultant and the former Manager of the Emergency and Critical Care Service at the UC Davis William R Pritchard Veterinary Medical Teaching Hospital. He is a co-founder of the Academy of Veterinary Emergency and Critical Care Technicians and a charter member of Academy of Veterinary Technicians in Anesthesia and Analgesia. He is the past president of the Veterinary Emergency and Critical Care Society. Harold is the first non-veterinarian elected to this position of this 5000 plus member organization. He currently serves as President-elect on the Board of Directors for the North American Veterinary Community. In addition, he is a Treasurer of the Board of Directors for the National Association of Veterinary Technicians in America. Harold is the recipient of many awards and honors; most recently the 2020 Continuing Educator of the Year Award - Veterinary Technician at the Western Veterinary Conference in Las Vegas, Nevada. He is an international speaker haven spoken in 12 countries, and at least 8 times in Australia; four times for the VNCA Annual Conference. In addition, he has published several book chapters, journal articles, and is currently working on the second edition of his co-edited book entitled *Advanced Monitoring and Procedures for Small Animal Emergency and Critical Care*.

Robin Downing, DVM, MS, DAAPM, DACVSMR, CVPP, CCRP
The Downing Center for Animal Pain Management, LLC, Windsor, Colorado

Sponsor  **MORRIS ANIMAL FOUNDATION** Partner  **IVPM**

Dr. Downing is Hospital Director of The Downing Center for Animal Pain Management. She has received many regional, national, and international awards, including the 2001 Excellence in Veterinary Medicine Award from the WSAVA, the 2016 Erwin Small Distinguished Alumni Award from the University of Illinois College of Veterinary Medicine, and most recently the 2020 Leo K. Bustad Companion Animal Veterinarian of the Year Award from the AVMA. Dr. Downing is a Diplomate of the ACVSMR, a Certified Veterinary Pain Practitioner, and was the third veterinarian in the world to earn the Diplomate credential in the American Academy of Pain Management. She was a founder of the International Veterinary Academy of Pain Management, and served as that organization's second President. She has served as President of the American Association of Human-Animal Bond Veterinarians (now called the Human-Animal Bond Association). Dr. Downing is an internationally sought-after speaker on a wide variety of topics including pain management, physical rehabilitation, physical medicine, hospice/end-of-life care, anesthesia related topics, and overcoming compliance obstacles/issues in veterinary medicine. In 2016 she completed her MS in Clinical Bioethics from the Icahn School of Medicine at Mount Sinai in NYC and Union Graduate College with the intention of translating the practices of clinical bioethics for application in veterinary medicine. This commitment includes framing the imperatives of the Fear Free movement, as well as comprehensive acute and chronic pain management, as obligations grounded in bioethical principles. She is now completing a Doctorate in Clinical Bioethics at Loyola University of Chicago. The Downing Center for Animal Pain Management was also the first Gold Cat Friendly Practice (CFP) in Colorado and Dr. Downing is a huge advocate for the CFP Program.

Mark Epstein, DVM, DABVP, CVPP
TotalBond Veterinary Hospitals, PC, Gastonia, North Carolina

Sponsor  **Dechra** Partner  **IVPM**

Dr. Epstein received his DVM from University of Georgia and is the Senior Partner and Medical Director of TotalBond Veterinary Hospitals and Carolinas Animal Pain Management, a small group of AAHA-accredited practices in the Charlotte and Gastonia, North Carolina area that received the Small Business of the Year Award from the Gaston Regional Chamber of Commerce in 2015. He is a Diplomate of the American Board of Veterinary Practitioners (Canine/Feline) and is a past-president of ABVP. He is certified by the Academy of Integrative Pain Management (AIPM), is recognized as a Certified Veterinary Pain Practitioner (CVPP) by the International Veterinary Academy of Pain Management, and is a past-president of IVAPM; he is currently President of the IVAPM Research & Scholarship Foundation. Dr. Epstein chaired the AAHA Senior Care Guidelines Task Force and co-chaired the 2015 AAHA/AAFP Pain Management Guidelines Task Force. He is published in journals and textbooks and is a national and international lecturer on the recognition, prevention, and treatment of pain in the veterinary clinical setting.

Alison Gottlieb, BS, CVT, VTS (ECC)
CROWN Veterinary Specialist, Feasterville, Pennsylvania



Alison graduated from Towson State University with a bachelor's degree in Animal Behavior. She earned certification in emergency and critical care in 2000. Alison has served on the board of AVECCT as a member at large and on the application committee. Alison is the Co-founder/Owner of Four Paws Consulting LLC, an education based veterinary consultant. She is an active member of AAFP and ISFM. Over the years Alison has published many feline articles, frequently on pain; as well as authored a chapter on pain in the ICU. Alison has lectured extensively with Australia and New Zealand being amongst her favorites. Currently Ali is the Education Coordinator at CROWN in New Jersey and resides in Bucks County, Pennsylvania. Her favorite topics/areas are anything feline, osteoarthritis, analgesia, and low stress handling. In the clinic you can usually find Alison giving the patients cat nip and feeding cats. She spends most of her free time outside with her pit bull and her cats.

Tamara Grubb, DVM, PhD, DACVAA
Washington State University, Uniontown, Washington



Dr. Grubb is a Diplomate of the American College of Veterinary Anesthesia & Analgesia with a strong focus in pain management. Dr. Grubb is a graduate of Texas A&M College of Veterinary Medicine. She is an Adjunct Professor of Veterinary Anesthesia & Analgesia at Washington State University and owns an anesthesia and pain management consulting and continuing education company, which serves both small and large animal practices. She is a member of the Board of Directors for the International Veterinary Academy of Pain Management, is a national/international educator and lecturer, and co-author of two books and over 100 articles. Dr. Grubb's favorite achievement is winning the Carl J. Norden Distinguished Teaching Award from students at both Oregon and Washington State Universities.

Margaret Gruen, DVM, MVPH, PhD, DACVB
North Carolina State University College of Veterinary Medicine, Raleigh, North Carolina



Dr. Gruen completed her veterinary degree at the University of Illinois. She then went to North Carolina State University for an internship followed by a residency in veterinary behavior. She completed a Masters in Veterinary Public Health and became a board-certified veterinary behaviorist. After a few years on the faculty at NCSU, she decided to pursue a PhD with a focus on understanding the behaviors associated with pain in cats with naturally-occurring arthritis. She then spent two years at Duke University, where she co-directed the Canine Cognition Center, and has since returned to North Carolina State University as an Assistant Professor of Behavioral Medicine.

Robert Harman, DVM, MPVM
VetStem Biopharma, Poway, California



Dr. Harman founded and is the CEO of VetStem Biopharma, the first US-based commercial veterinary stem cell company. For 15 years prior to that, he was the CEO of HTI-Bio-Services, a preclinical research company for veterinary and human pharmaceutical development. He has authored more than 500 contract study reports for animal health companies throughout the world and for submission to the FDA and USDA in support of the development of new animal and human health products. In his current position, he is the CEO and Chief Scientific Officer of the programs at VetStem to bring stem cell therapy to veterinary medicine. He has been a frequent speaker at stem cell conferences in North America, Central America, Europe, and the Middle East. He has authored numerous peer-reviewed publications on stem cell therapy. Dr. Harman received his Doctor of Veterinary Medicine and Master's in Epidemiology from the University of California, Davis.

Dennis Keith, DVM, DACVR
VCA Inc., Mesa, Arizona

Dr. Keith is a graduate of the University of Arizona and Colorado State University. After time in private practice, he completed his radiology residency at the University of Pennsylvania. He then spent a year on faculty teaching small animal abdominal radiology during the core rotations, studying CT, and formulating the scan protocols for the implementation of a new scanner at the university, as well as a busy clinical caseload. He served as the Medical Director of VCA Animal Referral and Emergency Center of Arizona until 2017, where he included radioiodine therapy as an important part of his clinical practice. He has spoken internationally on the topics of Diagnostic Imaging in Emergencies, Clinical CT, and 3D Imaging Techniques. In 2017 Dr. Keith was asked to take on more responsibility and is now the VCA Regional Medical Director for Arizona, Utah, New Mexico, Nevada, and the San Diego region of California. Hands-free radiology is important in our industry for many reasons, including staff safety, patient safety, quality imaging, and minimizing patient anxiety and fear.

Michael Lappin, DVM, PhD, DACVIM
Small Animal Clinical Veterinary Medicine, Colorado State University, Fort Collins, Colorado



Dr. Lappin graduated from Oklahoma State University and then completed an internship, internal medicine residency, and PhD program in Parasitology at the University of Georgia. Dr. Lappin is the Kenneth W. Smith Professor in Small Animal Clinical Veterinary Medicine at Colorado State University, is the director of the "Center for Companion Animal Studies" and he helps direct the shelter medicine program. He is the chair of the WSAVA One Health Committee. His principal areas of interest are prevention of infectious diseases, the upper respiratory disease complex, infectious causes of fever, infectious causes of diarrhea, and zoonoses. His research group has published over 300 primary papers or book chapters concerning small animal infectious diseases. Awards include the Norden Distinguished Teaching Award, NAVC Small Animal Speaker of the Year, the European Society of Feline Medicine International Award for Outstanding Contribution to Feline Medicine, the Winn Feline Research Award, the ACVIM Robert W. Kirk Award for Professional Excellence, the WSAVA Scientific Achievement Award, and the AVMA Clinical Research Award.

**Duncan Lascelles, BSc, BVSc, CVA, PhD,
FRCVS, DSAS(ST), DECVS, DACVS**
North Carolina State University, Raleigh, North Carolina



After graduating from the veterinary program at the University of Bristol, UK with honors in 1991, Dr. Lascelles completed a PhD in aspects of pre-emptive/perioperative analgesia at the University of Bristol. After an internship, he completed his surgical residency at the University of Cambridge, UK. He moved to Colorado for the Fellowship in Oncological Surgery at Colorado State University. He is currently Professor in Small Animal Surgery and Pain Management at North Carolina State University. He is board-certified in small animal surgery by the Royal College of Veterinary Surgeons, the European College of Veterinary Surgeons, and the American College of Veterinary Surgeons. He is director of the Comparative Pain Research and Education Centre (CPREC). His research program (Translational Research in Pain [TRiP]) is dedicated to answering critical questions about pain control and pain mechanisms through high quality, innovative research. His career has been focused on developing algometry methods (methods to measure pain) in spontaneous disease animal models (pets with naturally occurring disease), and probing tissues from well-phenotyped animals with spontaneous disease to understand the neurobiology, with a strong translational focus. The aim of his research is to improve pain control in companion animals, and facilitate analgesic development in human medicine. He has authored over 200 peer-reviewed research papers and reviews, 350 research abstracts, and over 30 book chapters. He is co-founder of AniV8, a company dedicated to developing innovative methods of measuring pain.

Robert Lavan, MS, MPVM, DVM, DACVPM
Merck Animal Health, Perkasie, Pennsylvania



Bob Lavan is the Director of the Merck Animal Health Center for Observational and Real-World Evidence (CORE). He is a graduate of the State University of NY at Albany (BS, MS) and the School of Veterinary Medicine at the University of California at Davis (MPVM, DVM) and is an ACVPM Diplomate. With a focus in Outcomes Research across animal health, Bob looks for ways to understand the full value of current therapies for pets, pet owners, veterinarians, and their staff. Bob resides near Philadelphia with his wife (a small animal clinician), three adult children, two dogs, and two cats.

Jody Lulich, DVM, PhD, DACVIM
University of Minnesota, Roseville, Minnesota



Dr. Lulich holds the academic rank of professor at the University of Minnesota. He is a Diplomate in the American College of Veterinary Internal Medicine. He is the director of the Minnesota Urolith Center and specializes in nephrology and urology. He has earned an international reputation as a clinical investigator and educator in this field. Research interests include the etiopathogenesis, epidemiology, genetic causes, comorbidities, and treatments of urolithiasis in animals. Among his contributions to veterinary medicine is the technique of voiding urohydropropulsion, a nonsurgical method to remove uroliths from the urinary bladder. In 2007, he was voted as Speaker of the Year at the North American Veterinary Conference held in Orlando, Florida. He was awarded the Norden-Pfizer-Zoetis Distinguished Teacher Award in 2001 & 2013. Dr. Lulich currently holds the endowed Hills/Osborne Chair in Nephrology and Urology at the University of Minnesota.

Jessica Markovich, DVM, DACVIM, DACVN
VCA Valley Animal Hospital & Emergency Center, Tucson, Arizona



Dr. Markovich is a graduate of Ross University School of Veterinary Medicine, Class of 2008. After her rotating small animal internship, Dr. Markovich completed both a residency in small animal internal medicine and a residency in small animal clinical nutrition at the Tufts Cummings School of Veterinary Medicine. Dr. Markovich is board certified as a Diplomate of the American College of Veterinary Internal Medicine and as a Diplomate of the American College of Veterinary Nutrition. She is in clinical practice at VCA Valley Animal Hospital and Emergency Center in Tucson, Arizona. She enjoys working with pet owners to demystify decisions regarding the best diet for their pets with a variety of special dietary needs. Her special interests include feline medicine, infectious disease, interventional radiology, urinary disease, and nutritional management of chronic kidney disease.

Natalie Marks, DVM, CVJ
VCA Blum Animal Hospital, Chicago, Illinois



Dr. Marks obtained her bachelor's degree with High Honors in Animal Science from the University of Illinois in 1998, and then proceeded to obtain a Masters in Veterinary Medicine and Doctorate of Veterinary Medicine degree with High Honors from the University of Illinois College of Veterinary Medicine. She became a Certified Veterinary Journalist in 2018. She has been a veterinarian at Blum Animal Hospital since 2006, co-owner until 2018, and current Medical Director. Prior to 2006, Dr. Marks worked at a small animal practice just north of Atlanta, GA. Her media experience began in print when she created several monthly veterinary columns in multiple community magazines and was a frequent guest speaker for the German Shepherd and Bernese Mountain Dog clubs of Atlanta. Upon her return to Chicago, Dr. Marks became very active in the Chicago Veterinary Medical Association, serving on the executive board. She was also a past board member of the Illinois State Veterinary Medical Association and an active volunteer to the American Veterinary Medical Association and American Animal Hospital Association. Dr. Marks received the prestigious Dr. Erwin Small First Decade Award, presented to a veterinarian that has contributed the most to organized veterinary medicine in his or her first decade of practice. In 2012, Dr. Marks was awarded Petplan's nationally-recognized Veterinarian of the Year. In 2015, she was awarded America's Favorite Veterinarian by the American Veterinary Medical Foundation. And, most recently in 2017, she was awarded Nobivac's Veterinarian of the Year for her work on canine influenza.

Eric Morissette, DVM, DACVP (Clinical)
Zoetis, Fort Collins, Colorado



Dr. Morissette began his academic career at the University of Montreal, where he earned a Bachelor of Biology in 1994. After finishing this program, he continued at the University of Montreal and earned a Doctorate in Veterinary Medicine in 1998. In 2006, with his veterinary practice career in full swing, Dr. Morissette decided to further his education and training. He followed his passion and entered the Veterinary Clinical Pathology Program at the University of Florida, where he completed his residency and passed boards in 2009, granting him the title of Diplomate of the American College of Veterinary Pathologist (ACVP). After becoming a Board Certified Veterinary Clinical Pathologist, Dr. Morissette provided clinical pathology consultation services for Abaxis for 11 years and recently joined the Zoetis Global Diagnostics team. During that time, he has been involved in various research projects and teaching opportunities around the world.

Heidi Reuss-Lamky, LVT, VTS (Anesthesia/Analgesia, Surgery), FFCEP Oakland Veterinary Referral Services, Clinton Township, Michigan



Heidi Reuss-Lamky graduated from Michigan State University's Veterinary Technology Program in 1984. She has extensive experience in general practice, and since 1993 has devoted her technical expertise to the surgical department of specialty hospitals. She has been affiliated with Oakland Veterinary Referral Services in Bloomfield Hills, Michigan, since 2006. Heidi became certified through the Academy of Veterinary Technicians in Anesthesia and Analgesia in 2003, and sat on the credentials committee from 2005 to 2009. She served as president of the Michigan Association of Veterinary Technicians from 2007 to 2009. She was a member of the editorial review board for Today's Veterinary Nurse Journal from 2015 to 2020. She was also a charter member of the Academy of Veterinary Surgical Technicians, and currently sits on the executive board. She has a special interest in veterinary behavior medicine and achieved Fear Free Elite status in 2020. Heidi is an ardent advocate for the veterinary technology profession, and serves as a consultant for many allied veterinary industries. She is also a member of the National Association of Veterinary Technicians in America Committee on Veterinary Technician Specialties. Heidi is a prolific author and lecturer, presenting anesthesia, surgical nursing, surgical instrument sterilization, and Fear Free-related topics at veterinary meetings worldwide. She most recently published "Locoregional Anesthesia for Small Animal Patients" in Today's Veterinary Nurse Journal (formerly Today's Veterinary Technician Journal), (Summer 2020). She was also honored to receive the 2013 NAVC Dr. Jack L. Mara Memorial Lecturer award.

Sheilah Robertson, BVMS (Hons), PhD, DACVAA, DECVA, DACAW, DECAWBM (WSEL) Lap of Love Veterinary Hospice, Gainesville, Florida



Dr. Robertson graduated from the University of Glasgow in Scotland. She spent time as a surgery intern followed by specialized training in anesthesia including a PhD at Bristol University (United Kingdom). She is board certified in anesthesia and in animal welfare in the USA and Europe and holds a certificate in small animal acupuncture. She has been a faculty member at the University of Saskatchewan, Michigan State University, and the University of Florida. She spent 2 years as an assistant director in the division of Animal Welfare at the American Veterinary Medical Association. In 2014 she completed her graduate certificate in Shelter Medicine at the University of Florida. In 2019 she received her certification as a Traditional Chinese Veterinary Medicine Palliative and End-of-Life practitioner by the Chi Institute of Chinese Medicine. She has published widely on the recognition and alleviation of acute pain in cats. Currently she is the senior medical director of Lap of Love Veterinary Hospice, a large network of veterinarians dedicated to end-of-life care and in-home euthanasia throughout the USA. Dr. Robertson is also a courtesy Professor in the Department of Small Animal Clinical Sciences, University of Florida, Gainesville, Florida. She continues to volunteer at community cat clinics and High-Volume High Quality Spay and Neuter Programs.

Ilona Rodan, DVM, DABVP (Feline), CCBC, IABC Cat Behavior Solutions, LLC, Madison, Wisconsin



Dr. Rodan is ABVP certified in feline practice since 1995. Her passion is feline behavior and how to handle cats in veterinary practices to enhance feline welfare and human safety. She is the owner and director of Cat Behavior Consultations, LLC and the former medical director and owner of the Cat Care Clinic in Madison, Wisconsin from 1987-2015. Dr. Rodan is an active volunteer of the American Association of Feline Practitioners, a past-president, and former chair of the AAFP Cat Friendly Practice Program. She has also co-chaired several guidelines and welfare position statements, including the Feline-Friendly Handling, Feline Environmental Needs, and Pain Management Guidelines. She presents nationally and internationally on feline medicine and behavior, and leads workshops on feline-friendly handling. In 2005, she was awarded the AVMA Animal Welfare Award for her leadership and contributions to advancing feline medicine and behavior. Dr. Rodan has written journal articles and book chapters, and is a co-editor and co-author of the veterinary textbook, Feline Behavioral Health and Welfare, published in 2015.

Catharine Scott-Moncrieff, MA, VMB, MS, MRCVS, DACVIM, DECVIM, DSAM Purdue University, West Lafayette, Indiana



Catharine Scott-Moncrieff received her Veterinary Degree from the University of Cambridge in 1985. She completed an internship in small animal medicine and surgery at the University of Saskatchewan, Canada, and a residency and Master of Science degree in internal medicine at Purdue University. In 1989 she joined the faculty of Purdue University, where she is currently Professor of small animal internal medicine and head of the Department of Veterinary Clinical Sciences. She is a Diplomate of the American College of Veterinary Internal Medicine (small animal), the European College of Veterinary Internal Medicine (companion animal), and has a Diploma in Small Animal Medicine from the Royal College of Veterinary Surgeons. Her research and clinical interests are canine and feline endocrinology, and she is an author of more than 70 peer-reviewed publications in small animal endocrinology and internal medicine.

Howard Seim, DVM, DACVS Colorado State University, Fort Collins, Colorado

Dr. Seim graduated from Washington State University, completed an internship in Saskatoon, Saskatchewan Canada, and a surgical residency at the Animal Medical Center in New York City. He obtained Diplomate status in the American College of Veterinary Surgeons in 1983. He is currently on the surgical staff at Colorado State University. He was a recipient of the Merck AGVET Award for Creative Teaching, the CSU Award for Instructional Innovation, and selected as the North American Veterinary Conference's Small Animal Speaker of the Year in 2009. Dr. Seim is founder of VideoVet a Veterinary Surgery Continuing Education video series - www.videovet.org.

Kristin Shaw, DVM, MS, PhD, DACVS, DACVSMR Zoetis, Parsippany, New Jersey



Dr. Shaw is a small animal surgeon and rehabilitation specialist whose career has focused on bridging the gap between these two disciplines. Dr. Shaw received her DVM, MS, and PhD, and completed a small animal surgical residency at the University of Florida. She is a Diplomate of the American College of Veterinary Surgeons and a Diplomate of the American College of Veterinary Sports Medicine and Rehabilitation. She spent 2 years as a clinical instructor at UF and 9 years in referral practice in Seattle, WA. Dr. Shaw is past-president of the American Association of Rehabilitation Veterinarians and has been a primary instructor for the Canine Rehabilitation Institute. In 2010 she was awarded the Outstanding Young Alumni Award by the University of Florida and in 2018 she was the recipient of the John J. Sherman Award for Excellence in Veterinary Rehabilitation. She is a frequent invited speaker at national and international veterinary conferences and has authored numerous journal articles and text book chapters related to veterinary surgery and rehabilitation. In 2019 Dr. Shaw founded CARE (www.caninearthritis.org), a website dedicated to providing practical, evidence-based resources and tools for her clients and veterinary colleagues caring for dogs (and cats) with osteoarthritis. In 2021 she joined Zoetis in order to have the greatest impact possible on the lives of dogs and cats suffering from OA and pain.

Bradley Simon, DVM, MS, DACVAA

Texas A&M College of Veterinary Medicine and Biomedical Sciences, College Station, Texas

Dr. Simon received his Doctor of Veterinary Medicine from Ross University School of Veterinary Medicine and completed a residency in anesthesia and analgesia at the University of Pennsylvania School of Veterinary Medicine. Following his residency, Dr. Simon received his Master of Science degree, with a focus on feline analgesia and opioid pharmacology. Currently, he is a board-certified veterinary anesthesiologist and an Assistant Professor of Anesthesiology at Texas A&M University College of Veterinary Medicine. He has written over 25 peer-reviewed publications and contributor to four books on feline anesthesia and analgesia. His most notable research focuses on the effects of aging and opioid-opioid combinations on feline analgesia. He has also published several impactful reviews on the present and future of opioid analgesics, the lack of analgesic use (oligoanalgesia) in small animal practice, and on feline procedural sedation and analgesia. Dr. Simon is an international lecturer and has presented at the International Conference on Opioids at Harvard University, South European Veterinary Conference, World Small Animal Veterinary Association Conference, World Congress of Veterinary Anesthesia, International Society of Feline Medicine Conference, and ACVS Surgery Summit to name a few. As an invited speaker, Dr. Simon hopes to continue his path of spreading knowledge about feline sedation, anesthesia, and analgesia to the veterinary profession and general public.



Carolyn Spivock, RVT **VCA, Inc., Baltimore, Maryland**

Carolyn Spivock, RVT has been in the veterinary industry for over 20 years. She received her Bachelor's in Animal and Poultry Science from Virginia Tech and her Associate of Applied Science – Veterinary Technology from the Community College of Baltimore County. Over her career she has held roles in patient care, leadership, hospital management, and field and support office positions. She is currently the Director of Technician & Assistant Development in VCA's Medical Operations Department. Carolyn's passion is helping to create opportunities for continued growth in skills, knowledge, and leadership development for our Veterinary Technicians and Assistants with a special focus in patient and team safety.

Bryden Stanley, BVMS, MVetSc, MANZCVS, MRCVS, DACVS **Michigan State University, College of Veterinary Medicine, Okemos, Michigan**

Dr. Stanley is Emeritus Professor of Surgery at Michigan State University's College of Veterinary Medicine. She graduated in 1982 from Murdoch University, Australia. Following a short stint in private practice, she completed an internship at Murdoch and a surgical registrarship at the University of Sydney. From 1987 to 1990, Bryden completed an ACVS surgery residency and master's degree at the University of Saskatchewan, Canada. Dr. Stanley's first faculty appointment was at the University of Edinburgh in Scotland but she has been at Michigan State University since 1999, where she was Head of Surgery before retirement. Dr. Stanley's clinical interests are in all aspects of soft tissue surgery, particularly upper respiratory, wound management, and cutaneous reconstructive techniques. Dr. Stanley undertakes clinical research in upper respiratory diseases and wound healing. She publishes frequently, has received many teaching awards, and lectures widely at a national and international level.



Jane Sykes, BVSc (Hons), PhD, MBA, DACVIM (SAIM) **University of California-Davis, Davis, California**

Jane Sykes is a Professor of Small Animal Medicine at the University of California, Davis School of Veterinary Medicine with a special interest in small animal infectious diseases. She obtained her veterinary degree and PhD in veterinary microbiology at the University of Melbourne in Australia, her residency in small animal internal medicine at the University of Minnesota, and an MBA degree from the University of Georgia. She is Board-Certified in the American College of Veterinary Internal Medicine, and joined the faculty at UC Davis in 2002. She has co-authored more than 100 peer-reviewed publications, is the editor of the Elsevier textbook "Canine and Feline Infectious Diseases," and the 130 chapter textbook "Greene's Infectious Diseases of the Dog and Cat." She co-founded the International Society of Companion Animal Infectious Diseases (ISCAID), was the first President of that Society, and is currently Secretary-Treasurer of ISCAID. She was President of the American College of Veterinary Internal Medicine (ACVIM) Specialty of Small Animal Internal Medicine from 2012-2015, was Associate Editor (Infectious Diseases) of the Journal of Veterinary Internal Medicine, and is currently President Elect of the ACVIM as a whole. Her research interests currently include antimicrobial drug resistant bacterial infections, blood-borne infectious diseases, and deep mycoses.



Valarie Tynes DVM, DACVB, DACAW **Ceva Animal Health, Sweetwater, Texas**

Dr. Valarie Tynes is a native Texan and received her DVM from Texas A&M University. She worked in private practice for 14 years before returning to academia to pursue a residency in clinical animal behavior at the University of California at Davis in 2000. She has been a Diplomate of the American College of Veterinary Behaviorists since 2003 and is also Board Certified in Animal Welfare. Her special interests are the behavior and welfare of pet pigs, exotic pets, and zoo animals. She has been actively involved in the Fear Free initiative since its inception and serves on the Fear Free Speakers Bureau. She is a frequent speaker at veterinary meetings around the world and author of numerous articles and textbook chapters. She joined Ceva Animal Health in October of 2014 as a veterinary services specialist but continues to provide consulting services to zoos.



THURSDAY, SEPTEMBER 30, 2021 – PRE-CONFERENCE DAY

- 9:30 – 10:45 am** **Providing for the Behavioral Needs of Each Cat**, *Dr. Valarie Tynes*
 Many behavior problems in cats develop due to our failure to provide them with their behavioral needs. This presentation will review the social structure of the cat and why multi-cat households can be so stressful. Recognizing these signs of stress and how to avoid their development will also be covered. In addition, a variety of tips for meeting the environmental and behavioral needs of the cat will be reviewed.
- 10:50 – 11:45 am** **The New Cat Parent: How to Exceed their Expectations for Feline Healthcare & Wellbeing**, *Dr. Natalie Marks* **LS**
 In this lecture, we will discuss and dissect a new feline pet parent's expectations (especially Millennials) for their journey with the veterinary team. This starts at home with the hospital's digital presence, the desire for communication and resources, and how to provide enrichment and emotional wellbeing. There will also be guidance on what preventive wellness strategies are (such as pet insurance and exam schedules) and how they should be given as resources. As we travel to the hospital, we will discuss how to remove stress and anxiety from both our patients AND their parents, and what the pet parent's expectation is for the exam itself.
- 12:15 – 1:15 pm** **To Cut or Not to Cut: Incorporating New Technologies & Avoiding the Pitfalls in the Treatment of Feline Uroliths**, *Dr. Jody Lulich* **LS**
 This seminar will reveal common mistakes in the diagnosis and prediction of urolith composition. We will introduce an app to help and provide the real significance of crystalluria. Then we will present simple steps to successful struvite dissolution. The seminar will end with a discussion of more nonsurgical methods to remove urocystoliths in cats.
- 1:30 – 2:20 pm** **ISCAID Antimicrobial Use Guidelines: Which Antimicrobial, What Dose, & For How Long?**, *Dr. Jane Sykes* **LS**
 This session will provide an update on antimicrobial use guidelines as they relate to cats. Judicious use of antibiotics, including drug, dose, and duration of treatment for common conditions of cats, will be covered. The ISCAID guidelines for respiratory disease and urinary tract disease will be reviewed, as well as rationale for recommendations. Practical approaches to cases will also be described.
- 2:20 – 3:15 pm** **Current Concepts in Feline Vaccination**, *Dr. Jane Sykes* **LS**
 Recently revised Guidelines for vaccination of cats were published by the AAFP/AAHA. This talk will review the recommendations in the Guidelines. Evidence to support the recommendations will also be discussed. Vaccine types, vaccination frequency, duration of immunity, and adverse effects as they relate to current vaccines will be covered, as well as vaccine selection based on lifestyle. Frequently asked questions as they relate to vaccination of cats will be reviewed.
- 3:45 – 4:35 pm** **Is a Positive Really Negative? Interpretation of Diagnostic Tests for Infectious Diseases**, *Dr. Jane Sykes* **LS**
 Recently there has been an expansion in the number and types of diagnostic tests for infectious diseases, and interpretation of these tests can be confusing for veterinary practitioners. This talk will provide a framework for proper selection and interpretation of diagnostic tests for better patient care. Advantages and disadvantages of different test types will be described, as well as how test methodology and sampling can influence test results.
- 4:35 – 5:30 pm** **Update on Feline Viral Infections: Pearls of Wisdom**, *Dr. Jane Sykes* **LS**
 This session is designed to update the practitioner on new knowledge about FeLV infections, FIV, FIP, feline respiratory viruses, and other emerging feline viruses including SARS-CoV-2. Important aspects of diagnosis, antiviral drug therapy, and prevention will be highlighted. Case material will be used to illustrate concepts.

FRIDAY, OCTOBER 1, 2021

- 8:15 – 9:15 am** **C** **The Intertwine of Fear & Pain: A Spinning Wheel with Implications for Cats & Their Caregivers**, *Dr. Tamara Grubb* **LS**
 Pain can cause fear, anxiety, and stress (FAS). Unfortunately, FAS can exacerbate pain. This combination of events can negatively impact the health, welfare, and behavior of the patient and can damage the human animal bond. In this session, attendees will explore the FAS/pain interaction. The attendees will leave this session with pharmacologic and nonpharmacologic options for prevention and treatment of FAS/pain and tips for owner education.
- 10:45 – 11:35 am** **A** **Purrfecting Your Acute Pain Assessment Skills**, *Dr. Sheilah Robertson* **LS**
 Our ability to assess acute pain in cats has improved greatly in recent years. By creating tools based on behaviors of non-painful and painful cats, careful validation and testing, we can be more objective. The Glasgow Composite Measure Pain Scale (GCMPs) uses observation and interaction to determine a pain score and provides a suggested intervention level. The Feline Grimace Scale involves scoring of 5 action units: four on the face plus the position of the head. It correlates well with the GCMPs, is a rapid screening tool, and can be used when interaction is not possible, for example with unsocialized cats. Attendees will learn how to use these tools through the use of images and videos.
- B** **Having the Nerve: Local Anesthetic Techniques You Should be Using - Part 1** *Dr. Mark Epstein* **LS**
 During this lecture the audience will learn about the rationale and safest, highest, and wisest use of local anesthetics, with an emphasis on local and loco-regional techniques suitable for any clinician to master. Techniques in this session will include incisional, field, and cavity blocks, and methods to extend duration of local anesthetics. The learning objectives are to gain understanding of adjunctive LA mechanisms of action, learn potential toxicities and safe use of LA, and understand clinical use of various LA techniques for soft tissue and abdominal surgery.

Schedule is in Mountain Standard Time (same as Pacific Daylight Time over these dates)

FRIDAY, OCTOBER 1, 2021 continued

- 11:40 – 12:30 pm** **A** **A Pain Most Malicious: Understanding, Preventing, & Treating Maladaptive Pain**, *Dr. Tamara Grubb* **LS**
 Physiologic or ‘adaptive’ pain is normal and important for survival as a protective mechanism. Maladaptive or ‘pathologic’ pain is not normal and serves no biologic purpose – it is pain beyond what is needed for protection. Maladaptive pain has a major negative impact on the patient’s health, behavior, and welfare. The attendees will leave this session with a thorough understanding of maladaptive pain and knowledge of prevention/treatment strategies, including drug dosages and nonpharmacologic options, for patients with existing or developing maladaptive pain.
- B** **Having the Nerve: Local Anesthetic Techniques You Should be Using - Part 2**, *Dr. Mark Epstein* **LS**
 During this lecture the audience will learn about the rationale and safest, highest, and wisest use of local anesthetics, with an emphasis on local and loco-regional techniques suitable for any clinician to master. Techniques in this session will include sacrococcygeal (caudal epidural), retrobulbar, orofacial and regional nerve blocks. The learning objectives are to understand clinical use of various LA techniques for limb/digit surgery, understand clinical use of retrobulbar regional blocks, understand clinical use of various LA techniques for orofacial surgery, and understand clinical use sacrococcygeal blocks for perineal or tail surgery.
- 12:45 – 1:45 pm** **Lunch & Learn #1: What the Guidelines Say on Identifying, Evaluating, & Managing Feline Hypertension**, *Dr. Mark Aciermo*
 Hypertension in cats tends to be caused by systemic disease or illness. This session will examine the epidemiology of hypertension in cats, review recommendations for evaluating suspected hypertensive patients, and show how to obtain the most clinically useful blood pressure measurements in practice. The interpretation, classification, and effects of hypertension, including target organ damage that the condition can cause, will be discussed, as will goals of therapy and feline-specific treatment protocols.
- Lunch & Learn #2: What is Your Patient Telling You? Integrate All the Moving Parts**, *Dr. Guillermo Couto*
 A senior cat comes in for a second opinion; they are experiencing weight loss, anorexia, vomiting, diarrhea, or combinations thereof. As we all know, these clinical signs are shared by most of the diseases we see in cats of that age group, including hyperthyroidism, chronic kidney disease (CKD), inflammatory bowel disease (IBD), gastrointestinal lymphoma, pancreatitis, cholangiohepatitis, triaditis, etc. How do we collect, collate, and analyze this information? What is relevant and what is not? In this lecture, Dr. Couto will use cases to illustrate how to get to his destination integrating the clinical data with the results of the CBC, chemistry, and urinalysis, placing more emphasis on the hematologic changes. Basically, he will be thinking out loud as he evaluates each patient.
- Lunch & Learn #3: Don’t Stress! Practical Management of Feline Lower Urinary Tract Disease**, *Dr. Jessica Markovich*
 In this presentation, attendees will learn practical management techniques for feline patients with lower urinary tract disease with a special focus on nutritional strategies, and the role they play in a multimodal approach to disease management. Specifically, we will address nutritional supplements, methods to enhance water consumption, feline dietary preferences, and weight loss. We will end with practical options for owners to monitor for disease recurrence at home.
- Lunch & Learn #4: Identifying & Treating Chronic OA Pain: Help is on the Way!**, *Dr. Elizabeth Colleran*
 Identifying and managing feline pain can be a challenge, to say the least! As we know, cats don’t tend to be cooperative when we’re looking to objectively measure chronic osteoarthritis pain. Even when we can diagnose OA, treatment options are wide-ranging, and getting them into the cat can be frustrating. This session will discuss new tools to help identify signs of chronic pain and review valid treatment options, including pharmaceutical and non-pharmaceutical methods.
- 2:00 – 2:50 pm** **A** **I’m Old, Painful, & My Mouth Hurts: Dental & Other Protocols for Patients with Pre-existing Pain**, *Dr. Tamara Grubb* **LS**
 The potential presence of preexisting pain should be considered when designing protocols undergoing painful procedures like dental extractions. However, responses to drugs may be altered in senior patients with age-related changes. The attendees will leave this session with a thorough understanding of acute-on-chronic pain and the impact of aging on drug choices/doses. Specific anesthesia/analgesia protocols, including doses, will be provided.
- B** **Feline Pain Management Beyond Opioids & NSAIDs: Part 1**, *Dr. Mark Epstein* **LS**
 During this lecture the audience will learn about non-NSAID, non-opioid pain modifying analgesic drugs (PMAD), and their use in cats. Examples include, but are not limited to, parenteral medications such as alpha-2 agonists, subanesthetic ketamine CRI, maropitant, and anti-NGF Monoclonal Antibody. The learning objectives are to gain understanding of adjunctive PMAD mechanisms of action, learn patient populations that would most benefit – or not benefit – from various adjunctive PMADs, and understand clinical use of various PMADs.
- 2:55 – 3:45 pm** **A** **Anesthesia & Analgesia for Cats with Cardiac and/or Airway Comorbidities**, *Dr. Tamara Grubb* **LS**
 Cats with cardiac and/or airway comorbidities can be challenging to safely anesthetize. The attendees will leave this session with anesthesia/analgesia techniques/tips and drug dosages for cats with hypertrophic cardiomyopathy, asthma, and other cardiac/respiratory comorbidities.
- B** **Feline Pain Management Beyond Opioids & NSAIDs: Part 2**, *Dr. Mark Epstein* **LS**
 During this lecture the audience will learn about non-NSAID, non-opioid pain modifying analgesic drugs (PMAD) and their use in cats. Examples include but are not limited to oral medication such as tramadol, gabapentin, amitriptyline, SSNRIs, CBD, and non-pharmacologic intervention. The learning objectives are to gain understanding of adjunctive PMAD mechanisms of action, learn patient populations that would most benefit – or not benefit – from various adjunctive PMADs, and understand clinical use of various PMADs.

Session Abstracts

Schedule is in Mountain Standard Time
(same as Pacific Daylight Time over these dates)

KEY: **A** TRACK A
B TRACK B
C COMBINED TRACK

LS LIVE STREAMED
NOD NOT AVAILABLE
ON-DEMAND

FRIDAY, OCTOBER 1, 2021 continued

- 4:40 – 5:30 pm** **A** **Anesthesia & Analgesia for Cats with Endocrine Comorbidities**, *Dr. Tamara Grubb* **LS**
Cats with some endocrine comorbidities can be challenging to safely anesthetize. The attendees will leave this session with anesthesia/analgesia techniques/tips and drug dosages for cats with thyroid, pancreatic, and other endocrine comorbidities.
- B** **Is your Anesthetized Patient in Trouble?**, *Dr. Sheilah Robertson* **LS**
An essential part of anesthesia is knowing which vital signs to monitor, how to monitor them, and knowing when and how to intervene if values stray from an acceptable range. Perioperative monitoring covers the time from admission to discharge. Using real cases, attendees will learn how to logically address hypotension, hypoventilation, changes in heart rate, inadequate depth of anesthesia, and prolonged or rough recovery from anesthesia. Most anesthetic deaths occur three hours after the end of anesthesia and tips for preventing problems during this critical period will be shared.

SATURDAY, OCTOBER 2, 2021

- 8:00 – 9:00 am** **C** **The Whole Package: Anesthesia & Surgery Tips for Common but Sometimes Tricky Cases**, *Drs. Sheilah Robertson & Bryden Stanley* **LS**
Feline urethral obstruction is frequently encountered in general and emergency practice. Dependent on the time of the obstruction to the time of presentation, clinical signs vary from mild to severe. Rapid triage is required to determine life-threatening issues due to severe electrolyte (hyperkalemia) and acid–base imbalances. Choosing the right drugs and techniques for sedation, analgesia, or anesthesia is important for a good outcome. Tips and tricks for relieving the obstruction will be shared, along with decision making about performing a cystotomy, or a perineal urethrostomy in repeat offenders.
- 9:05 – 10:00 am** **C** **Intestinal Anastomosis: Tips to Make it Easier**, *Dr. Howard Seim* **LS** **NOD**
When performing an intestinal resection and anastomosis by yourself (i.e., no assistant to help), we will discuss several tips that may make the procedure easier for you. There are a number of alternative techniques that you can consider incorporating that will likely make this common procedure easier and more predictably successful. Video of clinical cases will be used to illustrate these techniques.
- 11:00 – 11:50 am** **A** **Making End of Life Decisions**, *Dr. Sheilah Robertson* **LS**
One of the most common questions we are asked is “when will I know it’s time?” Despite wide usage, the term Quality of Life (QOL) with respect to animals does not have a universally consistent or accepted definition which has hampered our ability to measure it. Helpful working definitions which include physical and mental health will be discussed. Cats cannot self-report therefore we, and their owners, are their proxy. Attendees will learn about disease specific QOL tools and more generic tools that can be used for cats with comorbidities. Attendees will also learn about anticipatory grief and how to conduct a structured patient-centric conversation under difficult circumstances.
- B** **Visceral Organ Biopsy**, *Dr. Howard Seim* **LS** **NOD**
This seminar will illustrate a variety of biopsy techniques of abdominal visceral organs. Discussion will include biopsy techniques used to acquire diagnostic samples of liver, pancreas, and small intestine. Video will be used to illustrate surgical techniques.
- 11:55 – 12:45 pm** **A** **The Last Appointment: How to Navigate Smoothly Through Euthanasia Appointments**, *Dr. Sheilah Robertson* **LS**
There are multiple steps involved in the euthanasia process and each one must be well coordinated. Communication within the team and between the team and owner is essential. Regardless of where the appointment takes place there are some simple tips to create the best possible environment for the cat, owner, and veterinary team. Pre-euthanasia sedation or anesthesia is strongly recommended, and attendees will learn which drugs, or drug combinations can be used, including non-injectable options. Attendees will learn about alternative routes for administration of euthanasia drugs if intravenous access is not possible.
- B** **Surgery of the Pancreas, Liver, & Biliary System**, *Dr. Howard Seim* **LS** **NOD**
Occasionally patients require surgical management of pancreatic masses as well as disorders of the liver and biliary system. This session presents several cases with pancreatic and hepatobiliary disorders and describe in detail the surgical management used to treat each case. Video of clinical cases will be used to help illustrate surgical techniques used.
- 1:00 – 2:00 pm** **Lunch & Learn #1: Monitoring the Difficult Diabetic Cat: Role of Continuous Glucose Monitoring**, *Dr. Catharine Scott-Moncrieff*
This lecture will discuss the best approach to monitoring glycemic control in cats with an emphasis on more challenging diabetic cases. The advantages and logistics of incorporating continuous glucose monitoring into case management will be discussed.
- Lunch & Learn #2: Enhancing Compliance & Reducing Stress: A Modern Perspective on Feline Parasite Protection**, *Dr. Robert Lavan*
This course will examine consumer compliance and investigate the drivers behind cat owner product purchasing while demonstrating how extended duration products are beneficial to pets and pet owners. The session agenda will include why feline parasite protection is important, what professionals recommend, what pet owners are actually doing, enhancing compliance with convenience, how cat owners actually deliver medication doses (the gaps), and how to reduce stress for the cat AND the cat owner.

Session Abstracts

Schedule is in Mountain Standard Time
(same as Pacific Daylight Time over these dates)

KEY: **A** TRACK A
B TRACK B
O ORAL ABSTRACT

LS LIVE STREAMED
NOD NOT AVAILABLE
ON-DEMAND

SATURDAY, OCTOBER 2, 2021 continued

- 1:00 – 2:00 pm** **Lunch & Learn #3: Digital Cytopathology: Real-time Expert Help in Your Everyday Practice**, *Dr. Eric Morissette*
Become familiar with recommended diagnostic modalities to be utilized during routine wellness and sick animal examinations. Then test your chemistry, cytology, and hematology skills in this interactive case-based session. We will take a closer look at some common vs. oddball clinical scenarios, highlighting tips for interpretation of blood work, urine, and the utility of a point-of-care digital system that gives you real-time access to a board-certified veterinary clinical pathologist. You don't have to go it alone.
- 2:15 – 3:05 pm** **A** **Creating a Culture of Perioperative Safety in Your Clinics**, *Drs. Sheilah Robertson & Bryden Stanley* **LS**
Improving morbidity and mortality statistics related to anesthesia and surgery is an essential part of our job. Assessing risks, adequate patient stabilization and preparation, and ensuring that equipment is available and functional are essential tasks. The data supporting the use of comprehensive checklists as a way to prevent accidents is robust and should be part of every clinic's culture. Attendees will learn how to create checklists that fit their caseload and how to initiate these and achieve "buy in" by everyone on the team. Real life data demonstrating the positive effect on adverse events before and after using checklists will be shared.
- 2:15 – 2:40 pm** **B** **Wound Management Secrets**, *Dr. Howard Seim* **LS** **NOD**
Can you force a wound to continue to contract...oh yes you can! Attendees will learn how to 'stretch' skin in order to close chronic non-healing wounds.
- 2:40 – 3:05 pm** **B** **Managing Feline Ear Polyps**, *Dr. Howard Seim* **LS** **NOD**
Polyps originating from the nasopharynx, ear canal, and middle ear of young cats is occasionally encountered in practice. This session will include techniques for removing polyps from the nasopharyngeal region, external ear canal, and middle ear. Video of clinical cases will be used to illustrate surgical technique.
- 3:10 – 4:00 pm** **A** **The Whole Package: Anesthesia & Surgery Tips for Common but Sometimes Tricky Cases in Kittens & Young Cats**, *Drs. Sheilah Robertson & Bryden Stanley* **LS**
Kittens do not always land fully on their feet and may suffer from several congenital or trauma linked problems early in life. These include but are not restricted to rectovaginal fistulae, anal atresia, pectus excavatum, umbilical and body wall hernias, cleft palate, ruptured diaphragm, and fractures. Kittens have unique physiologic features that must be accounted for when creating an anesthesia, analgesia, and surgery plan. The attendees will "walk through" real cases with the presenters to learn tips and tricks to ensure a good outcome in our pediatric patients.
- 3:10 – 3:35 pm** **B** **Feline Subtotal Colectomy**, *Dr. Howard Seim* **LS** **NOD**
Subtotal colectomy for the treatment of megacolon in cats is no longer considered a salvage procedure. This session is designed to describe, in detail, the authors' preferred technique for subtotal colectomy. Video of a clinical case will be used to illustrate the authors' tricks on how to make the technique easier to perform and more predictably successful.
- 3:35 – 4:00 pm** **B** **Colopexy for the Treatment of Recurrent Rectal Prolapse**, *Dr. Howard Seim* **LS** **NOD**
Patients that present with chronic recurrent rectal prolapse can be difficult to medically manage. Permanent reduction of the rectal prolapse can be performed by suturing the colon to the body wall. This session will describe a technique that results in a permanent fibrous connective tissue scar between the colonic wall and body wall. Video of a clinical case will be used to illustrate the technique.
- 4:05 – 4:25 pm** **O** **False Positive FeLV ELISA Results in Cats With Hemolytic Disease**, *Dr. Matthew Kornya* **LS**
Feline leukemia virus is a devastating, contagious disease that causes a wide variety of hematologic and neoplastic conditions. Diagnosis is much more complex than was previously believed even with the wide variety of tests at our disposal. This presentation will discuss a series of cats with hematologic disease demonstrating discordant results by two commonly available tests as well as possible implications and explanations.
- 4:05 – 4:45 pm** **Why Being a Cat Friendly Practice Matters**
We will discuss the impact being a Cat Friendly Practice has on your practice, client relationships, and cats. We will be collecting your questions prior to the meeting and answering them during the presentation. We encourage anyone thinking about becoming a CFP, those who may be stuck in the process, and even current Cat Friendly Practices to attend the session. Many times we often have the same questions, so please join us to learn from your colleagues.

Schedule is in Mountain Standard Time (same as Pacific Daylight Time over these dates)

SUNDAY, OCTOBER 3, 2021

- 8:30 – 9:20 am** **C** **Detecting, Diagnosing, & Monitoring Feline OA Pain: A Practical Approach**, *Dr. Duncan Lascelles* **LS**
The steps involved in diagnosing DJD-associated pain in the feline patient can be summarized as owner education, facilitating a visit to the clinic, understanding the signalment of feline OA, observation, hands-on examination, radiography, and assessing impact of OA-pain. This presentation will discuss all of them except hands-on examination.
- 9:25 – 10:15 am** **C** **NSAIDs for Chronic Pain Control in Cats: An Update**, *Dr. Duncan Lascelles* **LS**
Updates regarding the use of NSAIDs in cats for the control of long-standing musculoskeletal pain will be provided and discussed. Practical recommendations regarding the long-term use of NSAIDs in cats will be given.
- 10:45 – 11:35 am** **A** **How to Perform a Successful Orthopedic Examination**, *Dr. Duncan Lascelles* **LS**
The steps involved in diagnosing DJD-associated pain in the feline patient can be summarized as owner education, facilitating a visit to the clinic, understanding the signalment of feline OA, observation, hands-on examination, radiography, and assessing impact of OA-pain. This presentation will discuss hands-on examination using a combination of videos and illustrations.
- B** **Perineal Urethrostomy & Other Options in Cats with FUS**, *Dr. Bryden Stanley* **LS**
Perineal urethrostomy (PU) in cats is a commonly performed procedure in feline practice, but the indications for the procedure must be clearly understood, and the procedure itself can carry significant complications. However, when performed correctly and meticulously, outcomes are excellent, with full continence. The slightly increased incidence of urinary tract infections seen following PU is likely not due to the procedure, but rather the underlying uropathy. Several suggestions and recommendations arising from experience and the literature are discussed to optimize outcomes when performing PUs, including some alternative techniques.
- 11:40 – 12:30 pm** **A** **Anti-NGF mAbs for Chronic Pain Control: The Science**, *Dr. Duncan Lascelles* **LS**
This presentation will discuss the difference between the disease of osteoarthritis and the whole-body deterioration resulting from osteoarthritic pain, detail emerging treatment options for OA, present the science behind nerve growth factor (NGF) and its role in the control of pain resulting from osteoarthritis, and outline and discuss the evidence for anti-NGF monoclonal antibody strategies in the cat, and comparison to other species.
- B** **Revisiting Halsted's Principles (But Not His Habits!): Tips to Better Surgery**, *Dr. Bryden Stanley* **LS**
Following graduation, we climb a steep learning curve as we adjust to the demanding lifestyle of the practicing veterinarian. It is often a few years before we feel at ease with our career. Without doubt, mistakes will be made, and there will be stressful times. However, we strive to learn from our mistakes, and as our career specializes into a specific discipline or interest (such as feline medicine and surgery), and our experience grows, we develop a personal set of standards and protocols. Starting with Halsted's Principles of Surgery, I present a list of tips that I have learnt over many years that will minimize complications, maximize your competence, decrease panic, and enhance confidence in the surgical arena.
- 12:40 – 1:40 pm** **Lunch & Learn #1: Update on the Management of Stress Associated Illness in Cats**, *Dr. Michael Lappin*
A variety of clinical problems are exacerbated by stress in cats. Notable examples include recurrent respiratory or ocular disease from FHV-1, diarrhea, and feline interstitial cystitis. Both syndromes can be difficult to manage and can result in relinquishment of the cat. In this lecture, Dr. Lappin will update the audience on recent studies using stress relief to aid in the management of common clinical problems associated with stress in cats. Emphasis will be placed on a new study documenting use of a probiotic that lessened stress in FHV-1 infected cats, resulting in decreased clinical signs of reactivated infection compared to the placebo group.
- Lunch & Learn #2: Procedural Sedation & Analgesia in the Cat**, *Dr. Brad Simon*
Procedural sedation and analgesia (PSA) describes the process of depressing a patient's conscious state to perform unpleasant, minimally invasive procedures (e.g. ultrasound, phlebotomy, or bandage changes), and is often part of the daily routine in feline practices. Decision-making with respect to drug choice and dosage regimen, taking into consideration the cat's health status, behavior, co-morbidities, and the need for pain management, can be complicated and represents an everyday challenge in feline practice. While PSA is commonly perceived to be uneventful, complications can occur and on occasion may be life-threatening. An overview of, and rationale for, building a PSA protocol, and the advantages and disadvantages of different classes of sedatives and anesthetics, is presented in a clinical context supported by an evidence-based approach and clinical experience.
- Lunch & Learn #3: Stem Cell Therapy in the Domestic & Exotic Feline: Could This be the Answer to Your Difficult Cases?**, *Dr. Robert Harman*
This presentation is designed to cover the basics about adipose-derived, autologous stem cell therapy in veterinary medicine and how it may be applied to feline medicine. The objectives of this course are to discuss the potential mechanisms of action, efficacy, safety, and present guidelines on how to use stem cell therapy for the treatment of some of the most complex feline ailments such as chronic kidney disease, gingivostomatitis, and inflammatory bowel disease. Dr. Harman will cover the VetStem process from tissue collection to stem cell injection as well as treatment protocols for multiple feline disease processes. Referencing clinical findings, Dr. Harman will explore the many uses of adipose-derived stem cell therapy in domestic and exotic felines.

Schedule is in Mountain Standard Time (same as Pacific Daylight Time over these dates)

SUNDAY, OCTOBER 3, 2021 continued

- 1:45 – 2:35 pm**
- A** **Anti-GGF mAbs for Chronic Pain Control: The Evidence**, *Dr. Duncan Lascelles* **LS**
 This presentation will outline and discuss the evidence for anti-NGF monoclonal antibody strategies in the cat, and comparison to other species.
 - B** **Chylothorax: An Update**, *Dr. Bryden Stanley* **LS**
 “Idiopathic” chylothorax in both cats and other species is a serious condition for which the underlying etiology and even pathophysiology is still poorly understood. Although further research is indicated to fully characterize the condition, a number of recent therapeutic interventions and management options have clearly improved outcomes. Various lymphangiographic procedures can outline the highly variable anatomy of the cisterna chyli and thoracic duct. We now have the ability to identify collateral vessels and also have improved means to not only obliterate the pathway into the pleural cavity, but also to provide long-term, minimally-invasive drainage.
- 2:40 – 3:30 pm**
- A** **Wearables for Diagnosis & Monitoring of Pain: Where Are We?**, *Dr. Duncan Lascelles* **LS**
 The future of improved diagnosis and monitoring will be the integration of varied and rich data sets in real-time. Wearable and implantable sensors have been garnering more attention as they offer opportunities to access such continuous, real-time data across multiple varied dimensions. However, with the high-frequency longitudinal data generated comes the challenge of managing this data, and interpreting the biological meaning. While some simple summary values may be of use in certain circumstances, the future lies in analyzing and interpreting patterns. As an example of the challenges and opportunities, the measurement of pain in cats via monitoring activity will be discussed. The presentation will focus on two aspects: 1) understanding activity of cats in health and disease; 2) the handling, analysis, and interpretation of data to generate biologically useful information.
 - B** **Atypical Cutaneous Infections in Cats**, *Dr. Bryden Stanley* **LS**
 Veterinarians do not see the large number of chronic, non-healing wounds that our human counterparts attend to, largely due to the lack of comorbidities such as obesity, alcoholism, chronic diabetes, and cardiac disease. Cat wounds often heal without complication. Their skin also has a laxity that allows contraction to play a larger role in healing than in species with a tighter skin. However, there are occasions when a wound does not seem to be healing as expected. In such cases, the cat may have a mycobacterial infection, which may go unrecognized for months. These chronic infections of the subcutis and panniculus layer can be persistent and challenging to diagnose. Macerated tissue culture (rather than surface swab) is indicated, and specific request for mycobacterial culture requested (aerobic, anaerobic, fungal cultures, and histopathology can also be performed). Mycobacterial wounds generally respond to resection and long-term, appropriate systemic antibiotic therapy.

On-demand Session Abstracts

Miscellaneous

Cats Gotta Scratch: The Case Against Feline P3 Amputation, *Dr. Robin Downing*

Cats’ paws and toes play a critical role in their lives. They use them to communicate, for exercise, for escape, and for defense when needed. This session will help practitioners understand the reasons to reject amputating P3 in cats by understanding the pathogenesis of the chronic maladaptive and neuropathic pain that results, by understanding the pathologic changes in biomechanics that lead to other musculoskeletal issues, and by understanding the bioethical violations involved.

Managing Chronic Pain Following P3 Amputation, *Dr. Robin Downing*

Cats’ paws and toes play a critical role in their lives. Sometimes, however, we see cats in our practices who have had their P3s amputated. These cats, no matter how carefully their surgeries were performed, are subjected to the same nervous system aberrations that occur in humans post-amputation, which can result in chronic maladaptive, neuropathic pain in up to 80% of patients. This session will explore ways to “unwind” the peripheral and central sensitization that occurs in the wake of P3 amputation, both in the feet, and downstream from altered biomechanics.

Environmental Needs for Cats with DJD: Preserve Access to Promote Comfort, *Dr. Margaret Gruen*

In this presentation, we will discuss the environmental conditions that promote quality of life in cats. We will work through the natural history of cats, and how that affects their need for access to safe areas and 3-D space. We will also identify the accommodations that need to be made for cats with painful degenerative joint disease both at home and in the clinic.

Feline-Friendly Handling & Interactions: Evidence-based Techniques, *Dr. Ilona Rodan*

Benefits of feline-friendly handling and interactions include human safety, efficiency, better medicine, client loyalty, and preventing patient distress. Although veterinary care positively impacts quality and length of life, almost half of cats do not receive annual care, mainly due to stress surrounding the veterinary visit. Preparing the client and cat for veterinary visits reduces owner anxiety and feline negative emotions. How cats are handled can also impair their welfare, perhaps long-term. Fortunately, several studies help us recognize feline handling techniques and other methods to improve feline visits. The bonus is that these evidence-based techniques also increase human safety.

Hands-Free Radiology: Strategy, Training, & Implementation Ideas, *Dr. Dennis Keith & Ms. Carolyn Spivock*

Safely obtaining diagnostic quality radiographs is of paramount importance for your patient and for your hospital team. Capturing properly positioned radiographs, while minimizing exposure to radiation and reducing stress for our patients and team is the goal every time we enter the radiology suite. During the “Hands-Free Radiology: Strategy, Training and Implementation Ideas” session, we will discuss implementation ideas, as well as tools and resources, that can help you achieve this goal through an overall hospital team approach.

Miscellaneous

What About Cats? Rehabilitation Techniques for Feline Patients, Dr. Kristin Shaw

Prior to implementing a rehabilitation plan, a rehabilitation diagnosis must be established. This presentation will discuss the importance of performing a Feline Friendly examination in the context of the rehabilitation exam and review methods of minimizing stress during the clinic visit, particularly if the cat will be returning frequently for ongoing therapy. This presentation will then review the primary components of physical rehabilitation, including therapeutic exercise, hydrotherapy, acupuncture, manual therapy, and therapeutic modalities such as photobiomodulation ("laser therapy") and pulsed electromagnetic field therapy. We will also discuss how these techniques can be practically applied for feline patients. Several case examples will be presented, including post-surgical and nonsurgical patients.

Feline Histoplasmosis: Serology as a Non-Invasive Diagnostic Alternative, Dr. Mariana Jardim

The objective of this study is to analyze the antigenic enzyme assay in urine and serum of domestic cats with a previous diagnosis of histoplasmosis.

Technician

Management of the Emergent Feline Patient, Mr. Harold Davis

The management of the emergent feline patient can be a challenging endeavor primarily because of the nature of the "beast." Aside from the obvious acute traumatic injury the cat is adept at hiding signs of illness. This discussion will cover the initial management of the emergent feline patient.

Nurse Management of the Urinary Obstructed Cat, Mr. Harold Davis

This discussion will provide an overview of the patient with urinary obstruction. Having a basic understanding of the pathophysiologic and compensatory mechanism of this disease process will aid the veterinary technician in meeting therapeutic and monitoring goals.

Anesthetic Monitors: Understanding Their Use & Limitations, Ms. Heidi Reuss-Lamky

Technicians interpret data from anesthetic monitors on a routine basis. This presentation covers various monitoring modalities used in assessing the anesthetized cat, as well as common pitfalls and precautions that should be taken while interpreting the data. Monitoring modalities discussed include ECG, blood pressure (including Doppler), pulse oximetry, capnography, and temperature. The learning objectives are to explain physiologic process associated with each type of monitoring modality and identify various ways to measure them. (e.g., understand carbon dioxide physiology as relevant to measuring ETCO₂; discuss various monitoring methods for ETCO₂), develop skills to troubleshoot equipment, identify malfunction and avoid misinterpretation of the data, specifically, as how they impact monitoring anesthetized cats, and recognize normal physiologic parameters for anesthetized felines and identify minimum acceptable values for ECG, blood pressure, pulse oximetry, capnography, and temperature for anesthetized feline patients.

Who Needs an Anesthetic Plan? YOU DO!, Ms. Heidi Reuss-Lamky

Every cat that enters your hospital is a unique biologic unit. Do you know how to develop an anesthetic plan that ensures their safe passage throughout the anesthetic episode? Careful pre-anesthetic assessments are essential to identify physiological, pathological, or drug-related factors that may complicate a feline patient's anesthetic management. Learn the components of developing an anesthetic plan and the steps necessary to optimize the surgical procedure and expected outcome for each and every patient. The learning objectives are to determine how organ function and feline specific diseases impact anesthetic protocols, pharmacologic interactions awareness with anesthetic drugs and the unique features of feline metabolism, and how to develop a feline friendly anesthetic plan.

Purr-fect Feline Anesthesia, Ms. Heidi Reuss-Lamky

Anesthetizing felines can pose unique challenges for the veterinary technician. In addition to the fact that cats can be difficult to monitor under anesthesia, their small size, interesting metabolism, variable temperament, and propensity towards particular health problems can also prove problematic. During this presentation learn how to successfully address these challenges while avoiding the many pitfalls associated with anesthetizing felines. Feline handling techniques will also be discussed.

Anesthesia Mistakes Awareness, Ms. Heidi Reuss-Lamky

The pressures facing anesthetists today are great; the anesthetist must fully understand physiology, pathophysiology, pharmacology, anesthesia equipment, and monitoring devices as well as recognize their limitations. Although the goal is to assure a successful surgical or procedural outcome while ensuring our feline patient receives the finest possible anesthetic care, mistakes can and do happen. Discover the most common causes of feline anesthesia-related errors as well as some insight on how to prevent them. The learning objectives are to enhance awareness of the most common sources of anesthesia mistakes unique to cats, identify characteristics of a great anesthetist, and develop ways to avoid or minimize anesthetic related errors surrounding feline patients.

Pain Scoring for Dummies, Ms. Heidi Reuss-Lamky

Identifying the symptoms of pain in cats is an important but often times difficult part of a veterinary technician's job. Furthermore, differentiating acute pain signs from fear, anxiety, and stress (FAS) can be perplexing to even the most astute feline observers. We'll explore the pros and cons of a variety of pain scoring tools for both acute and chronic pain in cats. Interpreting feline body language as it relates to pain versus FAS will also be discussed. The learning objectives are to differentiate the body language of FAS vs. pain in cats, describe the limitations associated with pain scoring methods in cats, and describe the value of a validated pain scoring method for both acute and chronic feline pain.

Detecting Feline Chronic Pain, Ms. Alison Gottlieb

Feline chronic pain is a multi-layer obstacle course, each hurdle difficult but possible with practice and determination. The first hurdle is admitting it exists; however, we cannot stop there. Detecting chronic pain is a team sport, requiring all cat caregivers to be aligned and educated. This session will focus on tools and techniques for detecting feline chronic pain.

Treatment of Chronic Pain, Ms. Alison Gottlieb

Once feline chronic pain has been identified treatment can begin. This is a delicate balance of compromise, patience, and creativity. Our plan needs to be long-term, approved by the cat, and feasible for the owner as well. This session will focus on treatment options for all members of the cat care team.

Feline Chronic Pain: Getting Cat Owners on Board, Ms. Alison Gottlieb

We have certainly come a long way, and followed the trajectory of recognition and treatment for these painful cats. However, all our education and discussion is mute if the primary caretaker is not educated as well. Cat owners are vital in every facet of alleviating chronic pain, and arguably the most important participant in the recognition and treatment process. Educating cat owners is truly a gift, providing them with information, resources, and support will be the focus.

Feline Nursing Care for the Hospitalized Patient, Ms. Alison Gottlieb

We can all agree, the hospital is not an ideal place for cats. We can often compromise with them for a visit, however hospitalization is occasionally warranted. As cat advocates and caretakers, we can significantly improve this experience. Feline friendly handling, pharmacologic intervention, and creativity decrease stress, improve healing and appetite, and often shorten the length of hospitalization. We will discuss these tips and tricks for any hospitalized cat.

Why Should I Attend?

Join colleagues from around the world as you access AAFP's cutting-edge and high quality feline education. We have planned something for everyone as the 2021 AAFP Conference is being planned as a hybrid event which means it will be both in-person and available virtually. The in-person part of the meeting will take place at the Phoenix Convention Center in Phoenix, Arizona.

If you are comfortable, we invite you to join us in Phoenix to interact in-person, earn CE, visit the exhibit hall, and connect with a network of colleagues, friends, and speakers. Please read further in the brochure about our safety protocols. If you would prefer to stay close to home (or are even scheduled to work), then you should definitely join us online to access our virtual conference experience.

Both in-person and virtual attendees will have access to live streamed and on-demand sessions until June 30, 2022 which gives you plenty of time to access the platform and top notch feline-specific CE!

Continuing Education Credits

This conference has been submitted (but not yet approved) for continuing education credits in jurisdictions which recognize AAVSB RACE approval; however, participants should be aware that some boards have limitations on the number of hours accepted in certain categories and/or restrictions on certain methods of delivery of continuing education. Contact AAFP Headquarters for further information at conference@catvets.com. Once obtained, the program approval number will be listed on the conference website at www.catvets.com/education and on the CE form.

- In-person attendees can access up to 28.5 CE Hours live in-person and a total of 59 CE Hours with both onsite sessions and on-demand access. In-person attendees can choose from 66 CE Sessions as well as other presentations.
- Virtual attendees can access up to 25.5 live streamed CE Hours and a total of 56 CE Hours with both live-streaming and on-demand access.

RACE Standards

New! RACEtrack® is a free service that allows veterinary professionals the chance to record all continuing education (CE) course work in a single centralized database. This system easily communicates your CE to your credentialing agencies while also allowing those authorized agencies to retrieve your CE. You can visit the website here: <https://aavsb.org/ce-services/racetrack>.

As a CE provider, the AAFP is required to upload an attendee roster to this platform. This attendee roster requires your license number and state, and we are therefore asking for this information when you register for the conference. Attendees will be identified by license number and the licensing jurisdiction with no other personal information.

Cancellation Policy

Registration fees for virtual attendees are non-refundable. If you are unable to attend the live events, sessions will be recorded and available for viewing on-demand until June 30, 2022.

Cancellation of in-person registration will still allow you to have virtual access to live-streaming and/or on-demand access through June 30, 2022. For in-person attendees, cancellations received by Friday, August 27, 2021 will receive a refund of the difference between the in-person rate and virtual rate. In-person registration cancellation received after Friday, August 27, 2021 will not be eligible for refunds. Please note if you cancel your conference registration, it does not constitute cancellation of your hotel reservation.

Consent to Use Photographic Images

Registration and attendance at, or participation in, the AAFP Conference and other activities constitutes an agreement by the registrant to AAFP's use and distribution (both now and in the future) of the registrant or attendee's image or voice in photographs, video, electronic reproductions, marketing efforts and materials, and audiotapes of such events and activities.

Event Policies and Attendee Guidelines

The AAFP is dedicated to providing a safe and productive environment for everyone attending our events. To help ensure all attendees have a pleasant conference experience, we ask you to please read through and abide by our conference policies and attendee guidelines. They include, but are not limited to: General Policies, Code of Conduct, Personal Safety and Security, Americans with Disabilities Accommodations, and Waiver of Liability Relating to COVID-19. These can be read at www.catvets.com/education/conference/policies.

****Dressing in layers at the in-person conference is recommended due to room temperature variations.***

*****Please note that children are not permitted in the educational session rooms.***

Nursing mothers can reach out to conference@catvets.com for information about accommodations.

Registration

Registration costs for attending, either in-person or virtually, are listed below. All attendees who register for the in-person conference will also receive access to the virtual platform in order to watch on-demand CE as well as live sessions they may have missed. Hill's is offering \$5 off coupons (limited to 500). Visit the AAFP website for more details on how to receive the coupon code.

In-person Registration - Phoenix, AZ		EARLY BIRD (BY 8/26/21)	REGULAR (AFTER 8/26/21)
Pre-conference Day (Thursday)			
	Veterinarian Member	\$160	\$190
	Veterinarian Non-Member	\$215	\$240
	Technician/Manager/Other Support Staff Member	\$100	\$120
	Technician/Manager/Other Support Staff Non-Member	\$110	\$130
	Student	\$ 50	\$ 65
Full Three-Day General Conference (Friday - Sunday)			
Veterinarian	Member	\$580	\$655
	Non-Member	\$695	\$770
	One-Day/Two-Day Registration (per day)	\$260	\$295
	New Membership & Full Three-Day Conference BUNDLE	\$809	\$884
Technician/Nurse	Member	\$240	\$290
	Non-Member	\$290	\$355
	One-Day/Two-Day Registration (per day)	\$110	\$135
	New Membership & Full Three-Day Conference BUNDLE	\$354	\$404
Practice Management & Other Support Staff	Member	\$220	\$270
	Non-Member	\$270	\$320
	One-Day/Two-Day Registration (per day)	\$100	\$125
	New Membership & Full Three-Day Conference BUNDLE	\$279	\$329
Student		\$ 95	\$120
Additional Items & Events			
	Yoga - Friday, Saturday and/or Sunday	FREE	FREE
	Lunch & Learn (Limited to 120 people. Maximum of 2 sessions per person, one per day)	FREE	FREE
	Offsite Event (Tickets purchased onsite are \$69 and limited)	\$ 49	\$ 59
	Guest Registration	\$299	\$339
	Guest Ticket (Thursday or Friday Reception, each)	\$ 40	\$ 50
	Printed Proceedings Book	\$ 60	\$ 60

Virtual Registration		EARLY BIRD (BY 8/26/21)	REGULAR (AFTER 8/26/21)
Pre-conference Day (Thursday)			
	Veterinarian Member	\$ 89	\$ 99
	Veterinarian Non-Member	\$129	\$139
	Technician/Manager/Other Support Staff Member	\$ 49	\$ 55
	Technician/Manager/Other Support Staff Non-Member	\$ 59	\$ 65
	Student	\$ 19	\$ 19
Full Three-Day General Conference (Friday - Sunday)			
Veterinarian	Member	\$189	\$219
	Non-Member	\$289	\$319
	New Membership & Virtual Conference BUNDLE	\$418	\$448
Technician/Nurse	Member	\$109	\$119
	Non-Member	\$149	\$159
	New Membership & Virtual Conference BUNDLE	\$223	\$233
Practice Management & Other Support Staff	Member	\$ 89	\$ 99
	Non-Member	\$129	\$139
	New Membership & Virtual Conference BUNDLE	\$148	\$158
Student		\$ 40	\$ 50

Registration Types

In-person Registration

Any veterinary professional can attend the in-person conference, but please note that there will not be any in-person Technician/Nurse or Practice Management sessions. Those sessions will only be available on-demand. **Please note that all in-person attendees will also receive access to the virtual platform and all on-demand sessions.*

Virtual Registration

Registration for the virtual conference will include live streaming of sessions from the in-person conference to the virtual platform. Please note that additional sessions such as the Lunch & Learns will not be live streamed. Please review the full agenda to see which sessions will be live streamed. They are denoted with an **LS** mark.

Live streamed sessions will be recorded and made available on-demand in the virtual platform 3 business days after they occurred. Any attendee wishing to get CE credit for the on-demand sessions will need to take and pass a CE quiz.

There will also be additional sessions available on-demand for attendees to watch at any time including 11 CE hours of Technician/Nurse sessions. To see all of the on-demand sessions, please refer to the On-demand Agenda page 7.

Bundle Option

The AAFP is offering a BUNDLE option for those individuals who are not an AAFP member and wants to join as well as register for the conference at the member rate. Membership for the AAFP will begin immediately and go through December 31, 2022. Note: veterinarian members will not receive the printed Journal of Feline Medicine and Surgery (JFMS) until January 2022. Please allow up to one week after registering for the conference to receive an email with your membership log-in and information.

Included in both In-person and Virtual Registration

On-demand Sessions

On-demand sessions will be available for all registered attendees to watch on the conference platform. Sessions will be available to watch on-demand through June 30, 2022.

Conference App

A Conference App will be available to all attendees, both in-person and virtual. The App will contain access to the schedule, live stream, on-demand sessions, virtual exhibit hall, and more. With complimentary Wi-Fi in the meeting space for all in-person attendees, accessing the App will be easier than ever!

Virtual Exhibit Hall

Each registered attendee has full access to the Virtual Exhibit Hall which will have a variety of companies exhibiting. Attendees will be able to “visit” the exhibit booths and explore all that they have to offer, which can include the company description, handouts in PDF format, links to company products, button to request information, and more. The in-person Exhibit Hall will be available to all in-person attendees from Friday to Sunday.

Please note: the AAFP does not endorse the products or services of the companies that exhibit.

Conference Proceedings

Proceedings Notes are provided to each attendee. Below are the two options for obtaining the proceedings notes. Since we know you cannot be in two places at one time, the notes for most of the sessions will be included in the conference proceedings so you will not miss out on any valuable information. We apologize that Proceedings Notes will not be available for sessions by Drs. Duncan Lascelles and Kristin Shaw.

- 1. Online Proceedings:** Each registered attendee will receive an email approximately three weeks prior to the event with complimentary online access to the conference proceedings on the AAFP website. **You MUST print out these notes if you want the proceeding notes onsite (unless you have pre-purchased a printed book).**
- 2. Printed Book:** You may pre-purchase a Printed Proceedings Book for \$60.00. If you purchase a Proceedings Book but do not attend the conference in-person, there will be a \$15 shipping and handling fee and the book may not arrive until after the start of the conference. Please note that we can only ship to attendees within North America.

Included in Your Conference Registration

Meals

Your conference registration includes breakfast and lunch all three days of the general conference. A large variety of hot and cold items are served, including vegetarian, vegan, and other healthy alternatives. Coffee breaks are also provided. Pre-conference Day includes lunch and a coffee break with snack in the afternoon.

Welcome Reception

All attendees are invited to the welcome reception hosted by Boehringer Ingelheim on Thursday, September 30. Refreshments and appetizers will be provided as you have the opportunity to network and socialize with friends and meet new colleagues.



Happy Hour Reception

All attendees are invited to this reception hosted by Zoetis Petcare on Friday, October 1 in the Exhibit Hall. Refreshments and appetizers will be provided as you have the opportunity to visit with exhibitors and colleagues. We encourage all conference attendees to make the most of this time to ask questions, test equipment, create relationships, and learn about new products.



Giveaways

Attendees will receive a plethora of giveaways with your registration materials. Raffle prizes will also be awarded, so be sure to visit the exhibit hall to stamp your Exhibit Passport, included in your registration materials onsite, for your chance to win!

Internet & Wi-Fi Access

We understand that everyone needs to stay connected while you are away, so you will have computer access at the VIN cybercafé lounge throughout the entire conference. Here you can also access the conference evaluation, the JFMS, and renew your AAFP membership. Complimentary Wi-Fi will also be provided to all attendees in the in the AAFP Convention Center ballroom space and exhibit hall. This Wi-Fi is sponsored by Dechra.



Exhibit Hall

Each registered attendee has full access to the In-person Exhibit Hall. We have invited a large variety of companies to exhibit at our conference. The Exhibit Hall will be open during breakfast, coffee breaks, lunch, and the Friday Happy Hour Reception. Please note: the AAFP does not endorse the products or services of the companies that exhibit.

Early Riser Yoga Class

The Early Riser Yoga classes are free for all conference attendees. Read more information on page 27 and sign up for this event when you register. A waiver must be submitted for every participant. O'Brien Vet Group

Exhibit Hall

In-person Exhibit Hall hours are listed below and Virtual Exhibit Booths can be accessed at anytime from the Conference Platform.

Friday, October 1, 2021	Exhibits open 9:15 am to 6:45 pm
Saturday, October 2, 2021	Exhibits open 7:15 am to 2:15 pm
Sunday, October 3, 2021	Exhibits open 7:30 am to 1:45 pm

Exhibitors (as of July 15, 2021) - An updated list and company abstracts can be found at www.catvets.com/education.

Addison Biological Laboratory, Inc.	ExeGiPharma	The International Cat Association, Inc.
American Board of Veterinary Practitioners	Gemedusa	The National Kitten Coalition
Antech	Hill's Pet Nutrition, Inc.	Uricult Vet
Arlington Cat Clinic/The Cat Doc	IDEXX Laboratories	Vetcove
Assisi Animal Health	iM3, Inc.	Vet Matrix
Aurora Pharmaceutical, Inc.	International Association of Animal Hospice and Palliative Care (IAAHPC)	VetImmune
Banfield Pet Hospital	Jurox Animal Health	Vetoquinol
BCP Veterinary Pharmacy	KARL STORZ	Vet-Ray Technology by Sedecal
Blue Natural Veterinary Diets	MDS Incorporated	VetriScience Laboratories
Blue River PetCare	MEDCO Instruments, Inc.	VetStem Biopharma
Boehringer Ingelheim	Meds for Vets Compounding Pharmacy	Wedgewood Pharmacy
Cat Friendly Practice	Merck	Zoetis
Cat Modern	Mila International, Inc.	New Emerging Technology & Product Pavilion Exhibitors
Ceva Animal Health	Norbrook, Inc.	BasePaws
Clipper Distributing Company, LLC	People, Pets & Vets	Healthy Pet Connect
Companion Animal Health by Litecure, LLC	petMAP	Toletta
Covetrus	Purina Institute	Virtual Booths Only
CRIJO Pet Products	Purina Pro Plan Veterinary Diets	C. Specialties, Inc.
Dechra	Rose Micro Solutions	Morris Animal Foundation
Doctor Multimedia	Royal Canin	Nationwide Pet Insurance
DoseLogix Topi-CLICK	Schultz Technology	Cornell Feline Health Center
Elanco	ScratchPay	International Veterinary Academy of Pain Management
Elite Science, LLC	SmartPractice	Sleepypod
Elsevier	Snyder Manufacturing Company	
Emeraid-Labeber	Specialty Vet Pharmacy	
EveryCat Health Foundation		

The AAFP has taken preventive measures to reduce the spread of communicable disease at our upcoming 2021 Annual Conference. We are collaborating extensively with the conference venues to ensure that precautions will be in place for this in-person meeting. The health and safety of all attendees is our top priority. As of August 2021, attendees will be required to wear masks at the conference.

What you should know:

- Masks will be required at the conference in the AAFP event space. More details will be provided a week prior to the conference.
- The quantity of seats at meal tables will be limited. Seating during sessions will be spaced out to allow for distancing.
- A Recharge Room will be provided for the comfort of attendees – see below for more details.
- Disposable face masks will be available at the Registration Counters.
- If you have any questions or concerns onsite, please speak with an AAFP staff member.
- The Convention Center does have the ability to check temperatures. Their cleaning procedures are below.
- We ask for respect and professional courtesy, and if you are not feeling well, please stay away from all events.
- The AAFP has the right and duty to restrict access to anyone exhibiting the symptoms noted below or not following conference guidelines.
- All attendees are required to agree to the Waiver relating to COVID-19 when registering for the conference.

As the event gets closer, we will communicate details regarding all safety and social distancing protocols and procedures intended to prevent the transmission of COVID-19.

Symptoms & Staying Home

If you are experiencing any of the following symptoms, please contact your healthcare provider to get tested and stay home. Please do not attend the AAFP Conference if you are experiencing any of these symptoms: fever or chills, cough, shortness of breath or difficulty breathing, or fatigue.

If you are experiencing any of these symptoms within 14 days of the start of the AAFP Conference, have come into contact with someone who tested positive, or test positive for COVID-19, please stay home and contact the AAFP at conference@catvets.com.

Recharge Room

This is a designated room in the Convention Center for those that need a break. To accommodate everyone's comfort level, this space will provide tables spaced more than 6 feet apart with only one chair to ensure appropriate social distancing. Attendees can use this space to take a break or eat/drink by yourself in order to take off your mask and not be close to others.

Cleaning Procedures & Removing Touch Points

The Convention Center is making sure to engage in a process of constant cleaning and disinfecting as well as removing as many touchpoints as possible. A few of the many steps they are taking include having people clean rooms after each use, doors stand open on their own, constant cleaning high touch points (such as handrails, door handles, and elevator buttons), touchless hydration stations, open exterior doors, and “foot handles” for touchless entry and exit in bathrooms. As guests navigate throughout the Convention Center, they will see frequent reminders to wash their hands and take protective measures. Hand sanitizer stations will also be liberally dispersed throughout the building. They also have a two-filter HVAC system that is self-regulated to bring in as much fresh air as possible and the filters are being continually monitored and replaced. Both conference hotels have made a Commitment to Clean including increasing the frequency of cleaning and contactless check-in. The Sheraton Phoenix Downtown Hotel has replaced all guest room filters as of May 2021.

For any questions, please contact conference@catvets.com.

Special Events

Sponsored Lunch & Learn Sessions

Friday Lunch & Learns

Lunch & Learn #1: Boehringer Ingelheim will be sponsoring a Lunch and Learn session on Friday, October 1 entitled, *What the Guidelines Say on Identifying, Evaluating, & Managing Feline Hypertension*, presented by Dr. Mark Acierno. For a detailed description, see page 14.



Lunch & Learn #2: IDEXX will be sponsoring a Lunch and Learn session on Friday, October 1 entitled, *What is Your Patient Telling You? Integrate All the Moving Parts*, presented by Dr. Guillermo Couto. For a detailed description, see page 14.



Lunch & Learn #3: Royal Canin will be sponsoring a Lunch and Learn session on Friday, October 1 entitled, *Don't Stress! Practical Management of Feline Lower Urinary Tract Disease*, presented by Dr. Jessica Markovich. For a detailed description, see page 14.



Lunch & Learn #4: Zoetis will be sponsoring a Lunch and Learn session on Friday, October 1 entitled, *Identifying & Treating Chronic OA Pain: Help is on the Way!*, presented by Dr. Elizabeth Colleran. For a detailed description, see page 14.



Saturday Lunch & Learns

Lunch & Learn #1: Boehringer Ingelheim will be sponsoring a Lunch and Learn session on Saturday, October 2 entitled, *Monitoring the Difficult Diabetic Cat: Role of Continuous Glucose Monitoring*, presented by Dr. Catharine Scott-Moncrieff. For a detailed description, see page 15.



Lunch & Learn #2: Merck will be sponsoring a Lunch and Learn session on Saturday, October 2 entitled, *Enhancing Compliance & Reducing Stress: A Modern Perspective on Feline Parasite Protection*, presented by Dr. Robert Lavan. For a detailed description, see page 15.



Lunch & Learn #3: Zoetis will be sponsoring a Lunch and Learn session on Saturday, October 2 entitled, *Digital Cytopathology: Real-time Expert Help in Your Everyday Practice*, presented by Dr. Sarah Barrett. For a detailed description, see page 16.



Sunday Lunch & Learns

Lunch & Learn #1: Purina will be sponsoring a Lunch and Learn session on Sunday, October 3 entitled, *Update on the Management of Stress Associated Illness in Cats*, presented by Dr. Michael Lappin. For a detailed description, see page 17.



Lunch & Learn #2: Dechra will be sponsoring a Lunch and Learn session on Sunday, October 3 entitled, *Procedural Sedation & Analgesia in the Cat*, presented by Dr. Brad Simon. For a detailed description, see page 17.



Lunch & Learn #3: VetStem Biopharma will be sponsoring a Lunch and Learn session on Sunday, October 3 entitled, *Stem Cell Therapy in the Domestic & Exotic Feline: Could This be the Answer to Your Difficult Cases?*, presented by Dr. Robert Harman. For a detailed description, see page 17.



Separate registration is required in order to attend these events and space is limited in each session. Make sure you register early in order to participate in a Lunch & Learn. **We ask that you please limit your registration to two Lunch & Learn sessions over the three days so others have the opportunity to attend.** Attendance is on a first-come, first-served basis and conference registration is required.

Ticket Prices: FREE (Limited to 120 registrants each)

A Feline Fete Offsite Event

Join the AAFP for this year's offsite event which will feature a laid-back casual atmosphere. 'The Duce' is a unique venue described as a "retro-chic warehouse serving American comfort food, plus an art deco bar." A large variety of food stations are scattered throughout the venue as well as bar-style games as you get the chance to catch up with your friends in a relaxed environment! A DJ will get you off your feet and dancing throughout the night. There will also be fun giveaways and favors provided by Elanco. We invite you to dress down for this casual event and spend the evening with friends and colleagues. There will be two drink tickets provided per person and then a cash bar will be offered. The tickets are discounted thanks to the sponsorship by Elanco Animal Health. Transportation will be provided to and from both hotels.

Ticket Prices: By August 26: \$49 After August 26: \$59
Onsite Purchase (Limited Available): \$69

Early Riser Yoga Class

The AAFP will be hosting a Yoga class, a healthy morning activity, to provide you with the tools to stay motivated and jumpstart your day. The Yoga class is a system of techniques, including breath control, simple meditation, and the adoption of specific bodily postures, practiced for health and relaxation. This session will be easy to follow, for all ages, and anyone from beginners to advanced workout enthusiasts are welcome. There will be three Yoga classes provided – Friday, October 1 from 6:00 - 7:00 am; Saturday, October 2 from 6:00 - 7:00 am; and Sunday, October 3 from 6:15 - 7:15 am all located in the Paradise Valley Ballroom at the Sheraton Hotel. Why not meet up with your colleagues and enjoy a relaxing time before a full day of CE?

Attendees must pre-register for this event and must complete the waiver below to participate.

Ticket Prices: FREE (waiver required)

Yoga Class Waiver and Release

Waiver

I agree and acknowledge that I am participating in one, two or three of the AAFP/Diane Eigner Yoga Classes (“the Event”), being held on Friday, October 1; Saturday, October 2; and/or Sunday, October 3, 2021 on my own accord and that I am bound by this waiver and release.

I freely and knowingly represent and warrant that I am physically and mentally fit and able to participate in the Event, and I do hereby assume responsibility for my own well-being. I am fully aware that physical injury might occur to me as a result of participation in the Event, and I hereby assume the full risk, including risk which is not specifically foreseeable, of any injuries, including death, damages or other loss, regardless of severity, which I may sustain as a result of participating in any and all activities associated with the Event.

In consideration of the right to participate in the Event, I hereby waive any and all rights or claims I may have as a result of participation in the Event against the American Association of Feline Practitioners, the Sheraton Phoenix Downtown Hotel, Diane Eigner, all sponsors of the Event, and their respective directors, officers, employees, members, staff, and all individuals assisting in organizing and conducting the Event (“the Released Parties”), and I hereby fully release and discharge the Released Parties from any and all claims which may accrue to me or my heirs, executors, administrators, and assigns arising out of or in any way connected with my participation in the Event. I further agree to indemnify, defend, and hold harmless the Released Parties from and against any and all claims arising out of or in any way connected with my participation in the Event.

As a condition to, and in consideration of, my participation in a Diane Eigner program, I agree as follows:

- I understand that while in the class, using the equipment or participating without equipment, that there is a possibility of accidental or other physical injury or loss or damage to my personal property. I agree to assume all risk of such physical injury or loss of damage to my personal property.
- I am using any equipment and participating in any class at my own pace and at my own risk.
- I understand that yoga includes physical movements as well as an opportunity for relaxation, stress reduction and relief of muscular tension. I understand I will receive information and instruction; including verbal and physical adjustments about yoga and health. As is the case with any physical activity, the risk of injury, even serious or disabling, is always present and cannot be entirely eliminated. It is my responsibility to consult with a physician prior to my participation in the yoga class.
- I grant permission for first aid and/or CPR to be given to me in an emergency, as determined at the sole discretion of the yoga leader, and I agree that I will be solely responsible for any medical consequences, including financial cost.
- I represent and warrant that I am physically fit to practice yoga and I have no medical condition that would prevent my full participation in the yoga class. Yoga is not a substitute for medical attention, examination, diagnosis or treatment. Yoga is not recommended and is not safe under certain medical conditions. I affirm that I alone am responsible to decide whether to practice yoga.

I have read the release and waiver of liability and fully understand its consent. I voluntarily agree to the terms and conditions stated above.

Print Name: _____ Email Address: _____

Signature: _____ Date: _____

Please fax or mail this waiver to one of the options below.

Fax to: 908-292-1188

Mail to: AAFP, 750 Route 202, Suite 200, Bridgewater, NJ 08807

Scan to: conference@catvets.com

Hotel Information and Reservations

Sheraton Phoenix Downtown (Conference Headquarters Hotel)

340 North 3rd Street, Phoenix, AZ 85504

Online Reservations: <https://book.passkey.com/event/50185382/owner/68648/home>

Phone Reservation: (602) 262-2500 - Use Group Discount Code: American Association of Feline Practitioners

Run of House Room Rates: \$185.00 Single/Double Occupancy Rate

**Hotel room rates are subject to applicable state and local taxes in affect at the time of the check-out.*

Hotel Deadline: Friday, September 10, 2021

Room Rate Includes:

- Check In: 3:00 pm; Check Out: 12:00 pm
- Complimentary access to the fitness center
- Complimentary Wi-Fi in guest rooms
- Discounted self-parking at \$10 per night

Cancellation Policy: Cancel 72 hours prior to arrival.

This hotel is a 4 minute walk to the Convention Center, located on the same street as the entrance to the Convention Center attendees will be using.

Renaissance Phoenix Downtown Hotel

100 N. 1st Street, Phoenix, AZ 85504

Online Reservations: <https://book.passkey.com/event/50187728/owner/2302/home>

Phone Reservation: (602) 333-0000 - Use Group Discount Code: American Association of Feline Practitioners

Run of House Room Rates: \$185.00 Single/Double Occupancy Rate

**Hotel room rates are subject to applicable state and local taxes in affect at the time of the check-out.*

Hotel Deadline: Friday, September 10, 2021

Room Rate Includes:

- Check In: 4:00 pm; Check Out: 11:00 am
- Complimentary access to the fitness center
- Complimentary Wi-Fi in guest rooms for Starwood & Marriott Rewards members

Cancellation Policy: Cancel 72 hours prior to arrival.

This hotel is a 5 minute walk to the Convention Center.

Traveling to the Conference

Airport: Phoenix Sky Harbor International Airport

- Distance: 5 miles; 9 minutes
- Transportation to and from airport:
 - Estimated Taxi Fare: \$26, 9-10 minutes
 - Valley Metro Light Rail System, \$2 or \$4 for an all-day pass, 40-50 minutes. The Light Rail is accessible from Valley Metro Rail Station (this is the last stop of the PHX Sky Train, which will transport you from your terminal).
 - To Sheraton Phoenix Downtown – Depart 3rd St./Washington Light Rail station. Head east on Washington St. and turn left on 3rd St. Sheraton Phoenix Downtown will be on your left.
 - To Phoenix Renaissance Downtown - Depart Washington/Central Ave. Light Rail station. Head southeast toward N. Central Ave., turn left onto N. Central Ave., then turn right onto E. Adams. St. Renaissance Phoenix Downtown Hotel will be on your left.
- Airline Discounts Available: The AAFP has arranged for airfare discounts through United and Delta. The AAFP does not endorse utilizing these platforms or businesses, nor have any relationship with these airlines. At the time of the meeting, these were the only airlines that offer conference discounts and as a courtesy to our attendees, the AAFP has arranged for a discount code. The discount will vary based on itinerary, location, operator, and fare. Please email conference@catvets.com for the discount code for both airlines.

Parking

- Sheraton Phoenix Downtown – Self park \$26 (daily), Valet \$36 (daily); For attendees staying at the hotel and those just coming in for the day, there is a discounted self-parking rate of \$10 (daily).
- Phoenix Renaissance Downtown Hotel – Valet: \$36 (daily)
- Phoenix Convention Center – There is parking at the Convention Center (average daily rate is \$12) and more details can be found here.
- Street Parking is available in most areas of the city. Visit www.phoenix.gov/streets/parking-meters for additional information about parking and rates.

Public Transportation

- Bus fares range from \$2.00 to \$4.00. View more information here.
- Valley Metro Rail fares range from \$2.00 to \$4.00. View more information here.

***We look forward to
seeing you either in
Phoenix or virtually for the
2021 AAFP Conference!***



**September 30 – October 3, 2021
Phoenix Convention Center • Phoenix, AZ**

www.catvets.com/education