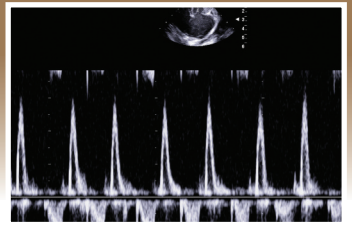
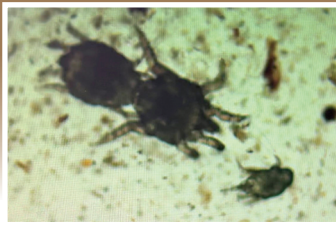




AMERICAN ASSOCIATION OF FELINE PRACTITIONERS

2024 ANNUAL CONFERENCE

Dermatology, Cardiology, & Diagnostic Methodology



REGISTRATION BROCHURE



September 26 - 29, 2024

**Minneapolis Convention Center
Minneapolis, MN**

www.catvets.com/conference2024

Platinum Partnership Sponsors



Thursday Welcome Reception; Friday Happy Hour Reception; Pre-conference Day Session - SGLT2 Inhibitors & the Diabetic Cat: What We've Learned So Far, Dr. Thomas Schermerhorn; Lunch & Learn, Dr. Thomas Schermerhorn; Tote Bags; T-shirt Making; Hotel Key Cards



Breakfast Symposium, Dr. Angela Hughes; Early Career Veterinarian Scholarship Program; Student Award Program; Technician Scholarship Program; Cat Friendly Interactions & Handling Workshop for Students, Dr. Ilona Rodan; Feline Allergies & Atopic Skin Syndrome, Feline Eosinophilic Granuloma Complex: A Case-based Discussion, Dr. Alison Diesel; Kitty Dermatologic Conundrums, Dr. Joya Griffin; For the Record: Emotional Records for Cat Friendly Interactions, Dr. Tina Hall; Confidence & a Towel: Getting to Cat Friendly, Melanie Mills; Cat Friendly Interactions & Handling for Technicians, Dr. Ilona Rodan; Changing F.A.T.E: Why Saddle Thrombus is No Longer a Death Sentence, In the Thick of It: Diagnosis & Management of Feline HCM – Part 1 & 2, Dr. Joshua Stern



Hands-on Feline Orthopedic Evaluation Workshop, Drs. Duncan Lascelles and Margaret Gruen; Pre-conference Day Session - It's IntriCATE! Pain Beyond the Joint OA Roundtable, Drs. Duncan Lascelles and Margaret Gruen; Lunch & Learns, Drs. Tracey Deiss and Lisa Hann; Breakfast Symposium, Drs. Colleen Currihan and Michelle Meyer; Unlocking the Power of Genetic Testing for Feline Diseases to Revolutionize Detection, Dr. Ashlie Saffire

Diamond Partnership Sponsor



Saturday 50th Anniversary Celebration; Lunch & Learn, Dr. Mark Epstein

Gold Partnership Sponsors



Pre-conference Day Early Morning Learning Sessions with Dr. Kelly Ballantyne; Friday Happy Hour Reception; Cat Friendly Interactions & Handling Workshop for Students, Dr. Ilona Rodan



Lunch & Learn, Stacie Summers; Topical Therapy in Feline Dermatology, Dr. Alison Diesel; Anesthesia Monitoring: Troubleshooting & Tips, Rachel Bassett; Conference Wi-Fi in Convention Center; Notepad & Pen



Lunch & Learn, Dr. Nancy Sanders; Cancer Cytopathology, Dr. Peter Christopherson; Current Approach to Examination & Interpretation of the Feline Pancreas with Ultrasonography, Respiratory Distress: Is it the Heart or the Lung?, Dr. Lorrie Gaschen; Optimize Your Sample Submissions to Maximize Your Diagnostic Results, Where's the Beat? A Systematic Approach to Decoding Feline ECGs from a Non-cardiologist's Perspective, Dr. Nancy Sanders



Friday Happy Hour Reception; Kitten Corner; Lunch & Learn, Dr. Laura Greene; Cutaneous Manifestations of Systemic Disease in the Cat, Polyps, Pain, & Pus–Yuck!: How to Diagnose & Treat Feline Otitis, Dr. Joya Griffin; Water Bottles

Silver Partnership Sponsors



Food for Thought Luncheon, Dr. Lisa Restine



Friday Happy Hour Reception; Lunch & Learn, Dr. Jessica Quimby

Bronze Partnership Sponsors



Lunch & Learn, Dr. Kelly St. Denis



Friday Morning Breakfast; Oral Rapamycin Therapy in Feline Subclinical Hypertrophic Cardiomyopathy: Results of the RAPACAT Clinical Trial, Dr. Joshua Stern



Cat Friendly Interactions & Handling Workshop for Students, Dr. Ilona Rodan



Attendee Lanyards

Conference Sponsors



Feline Ultrasound of the Bladder Workshops, Drs. David Rousseau and Ashlie Saffire



Friday & Saturday Afternoon Refreshment Breaks



Pre-conference Day Refreshment Break; Professional Headshot Station



Friday Happy Hour Reception

Conference Partners





Dermatology, Cardiology, & Diagnostic Methodology

September 26 - 29, 2024

Minneapolis Convention Center, Minneapolis, MN

THURSDAY, SEPTEMBER 26, 2024

Pre-conference Day*

Schedule is in Central Daylight Time

TIME	SESSION TITLE	SPEAKER	ROOM	SPONSOR/ PARTNER
7:45 - 11:45 am	Workshop 1: Hands-on Feline Orthopedic Evaluation**	Drs. Duncan Lascelles & Margaret Gruen	102 D-F	
PRE-CONFERENCE DAY*				
Early Morning Learning Sessions				
9:45 - 10:35 am	Modifying Behavior: The Cat, The Client, & Our Teams	Dr. Kelly Ballantyne	Ballroom A	
10:40 - 11:30 am	Cat Friendly Approach to Cardiology & Dermatology Patients	Dr. Kelly Ballantyne	Ballroom A	
11:30 - 1:00 pm	Food for Thought Luncheon			
12:00 - 1:00 pm	Feeding the Finicky Senior Feline	Dr. Lisa Restine	Ballroom A	
Seminar & Social				
1:15 - 2:05 pm	It's IntriCATE! Pain Beyond the Joint OA Roundtable	Drs. Margaret Gruen, Duncan Lascelles, & Michelle Meyer	Ballroom A	
2:10 - 3:00 pm	SGLT2 Inhibitors & the Diabetic Cat: What We've Learned So Far	Dr. Thomas Schermerhorn	Ballroom A	
3:00 - 3:30 pm	Refreshment Break		Ballroom B	
3:30 - 5:30 pm	Up-to-Date in 120 Minutes: The Latest Feline Updates & Developments	Drs. Susan Little, Jessica Quimby, Ilona Rodan, Ashlie Saffire, Kelly St. Denis	Ballroom A	
5:45 - 7:15 pm	Welcome Reception <i>All attendees invited</i>		Hilton Hotel Marquette Ballroom	

*Separate registration required from General Conference. Additional fees apply.

**Separate registration from Pre-conference Day required. Additional fees apply.

Sessions and speakers are subject to change.

Dermatology, Cardiology, & Diagnostic Methodology

September 26 - 29, 2024

Minneapolis Convention Center, Minneapolis, MN

FRIDAY, SEPTEMBER 27, 2024

Schedule is in Central Daylight Time

TIME	SESSION TITLE	SPEAKER	ROOM	SPONSOR/ PARTNER
6:00 - 7:00 am	Early Riser Yoga Class*		Hilton Hotel	
7:15 - 8:00 am	Continental Breakfast		Ballroom Foyer	
8:00 - 8:25 am	President's Address	Dr. Tammy Sadek	Ballroom A	
8:25 - 9:30 am	Feline Allergies & Atopic Skin Syndrome	Dr. Alison Diesel	Ballroom A	
9:30 - 11:00 am	Networking Refreshment Break		Exhibit Hall	
11:00 - 11:50 am	Feline Eosinophilic Granuloma Complex: A Case-based Discussion	Dr. Alison Diesel	Ballroom A	
	Cutaneous Manifestations of Systemic Disease in the Cat	Dr. Joya Griffin	Ballroom B	
	<i>Technician:</i> Diagnostic Approach to Itchy Cats	Dr. Sandra Koch	102 A-C	
11:55 - 12:45 pm	Autoimmune Skin Disease in the Feline Patient	Dr. Alison Diesel	Ballroom A	
	Polyps, Pain, & Pus-Yuck!: How to Diagnose & Treat Feline Otitis	Dr. Joya Griffin	Ballroom B	
11:55 - 12:20 pm	<i>Technician:</i> Cat Friendly Interactions & Handling for Technicians	Dr. Ilona Rodan	102 A-C	
12:20 - 12:45 pm	<i>Technician:</i> For the Record: Emotional Records for Cat Friendly Interactions	Dr. Tina Hall	102 A-C	
12:45 - 2:10 pm	Lunch		Exhibit Hall	
1:00 - 2:00 pm	<i>Lunch & Learn #1*</i> : The Promise of SGLT2 Inhibitors for Treatment of Feline Diabetes Mellitus	Dr. Thomas Schermerhorn	L100 F	
1:00 - 2:00 pm	<i>Lunch & Learn #2*</i> : Cytology in Practice: Is it Worth it? (Spoiler Alert, YESSSS!!!)	Dr. Nancy Sanders	L100 E	
1:00 - 2:00 pm	<i>Lunch & Learn #3*</i> : From Claws to Purrs: Understanding Acute Fear & Anxiety from a Cat's Point of View	Dr. Tracey L. Deiss	L100 B	
2:10 - 3:00 pm	Dermatology or Behavior?	Dr. Alison Diesel	Ballroom A	
	Kitty Dermatologic Conundrums	Dr. Joya Griffin	Ballroom B	
2:10 - 2:35 pm	<i>Technician:</i> Confidence & a Towel: Getting to Cat Friendly	Melanie Mills, CVT	102 A-C	
2:35 - 3:00 pm	<i>Technician:</i> Feline Dentistry: Proactive Not Reactive	Nichole Dean, CVT	102 A-C	
3:05 - 3:55 pm	Topical Therapy in Feline Dermatology	Dr. Alison Diesel	Ballroom A	
	Feline Skin Secrets: Delving into Rare Dermatoses in Cats	Dr. Sandra Koch	Ballroom B	
	<i>Technician:</i> Nerve Blocks: All the Cool Kids are Doing Them!	Nichole Dean, CVT	102 A-C	
3:55 - 4:40 pm	Networking Refreshment Break & Dessert		Exhibit Hall	
3:55 - 4:40 pm	Student Social <i>All Students Invited to Attend</i>		M100 F	
4:40 - 5:30 pm	Infectious Skin Diseases in the Cat Other Than Ringworm	Dr. Alison Diesel	Ballroom A	
	Paws for Thought: Understanding Dermatological Foot & Claw Disorders in Cats	Dr. Sandra Koch	Ballroom B	
	<i>Technician:</i> Say Cheese! Feline Dental Radiographs	Nichole Dean, CVT	102 A-C	
5:30 - 6:45 pm	Happy Hour Reception		Exhibit Hall	    

*Separate registration required. No fees associated.

Schedule is in Central Daylight Time

TIME	SESSION TITLE	SPEAKER	ROOM	SPONSOR/ PARTNER
6:00 - 7:00 am	Early Riser Yoga Class*		Hilton Hotel	
7:00 - 8:15 am	Breakfast		Ballroom Foyer	
7:15 - 8:05 am	<i>Breakfast Symposium: A Tale of Two PURRspectives: How OA Impacts Our Patients & the Importance of Intervention</i>	Drs. Colleen Currigan & Michelle Meyer	Ballroom B	
8:00 - 10:00 am	Workshop 2: Feline Ultrasound of the Bladder**	Drs. David Rousseau & Ashlie Saffire	102 D-F	
8:15 - 9:05 am	In the Thick of It: Diagnosis & Management of Feline HCM – Part 1	Dr. Joshua Stern	Ballroom A	
	The Secret of Heart Murmurs in Cats	Dr. Luca Ferasin	Ballroom B	
	<i>Technician: Case-based Approach to General Anesthesia in the Cat</i>	Rachel Bassett, CVT	102 A-C	
9:10 - 10:00 am	In the Thick of It: Diagnosis & Management of Feline HCM – Part 2	Dr. Joshua Stern	Ballroom A	
	Diagnosis & Management of Syncope in Cats	Dr. Luca Ferasin	Ballroom B	
	<i>Technician: Anesthesia Monitoring: Troubleshooting & Tips</i>	Rachel Bassett, CVT	102 A-C	
10:00 - 11:15 am	Networking Refreshment Break		Exhibit Hall	
10:10 - 10:35 am	AAFP Membership Meeting		102 A-C	
10:40 - 11:05 am	ABVP: The Next Level		102 A-C	
11:15 - 12:15 pm	Oral Rapamycin Therapy in Feline Subclinical Hypertrophic Cardiomyopathy: Results of the RAPACAT Clinical Trial	Dr. Joshua Stern	Ballroom A	
	Management of Acute & Chronic Heart Failure in Cats	Dr. Luca Ferasin	Ballroom B	
	<i>Technician: How Do I Set up This Anesthesia Machine? Argh! @#!%&!^#</i>	Rachel Bassett, CVT	102 A-C	
12:15 - 1:40 pm	Lunch		Exhibit Hall	
12:30 - 1:30 pm	<i>Lunch & Learn #1*: Multifaceted Approach to Feline CKD</i>	Dr. Stacie Summers	L100 F	
12:30 - 1:30 pm	<i>Lunch & Learn #2*: The Latest & Greatest in FeLV Knowledge & Innovation</i>	Dr. Laura Greene	L100 E	
12:30 - 1:30 pm	<i>Lunch & Learn #3*: Hydration & the Kidney: Why Does it Matter?</i>	Dr. Jessica Quimby	L100 B	
1:40 - 2:30 pm	Changing F.A.T.E: Why Saddle Thrombus is No Longer a Death Sentence	Dr. Joshua Stern	Ballroom A	
	Case-based Discussion: Is Classification of Feline Cardiomyopathy Truly Useful?	Dr. Luca Ferasin	Ballroom B	
	<i>Technician: Collecting & Preparing Diagnostic Samples with Emphasis on Endocrine Testing</i>	Drs. Vicki Miksicek & Cheryl Rice	102 A-C	
2:30 - 3:15 pm	Networking Refreshment Break & Dessert		Exhibit Hall	
3:00 - 5:00 pm	Workshop 3: Feline Ultrasound of the Bladder**	Drs. David Rousseau & Ashlie Saffire	102 D-F	
3:15 - 4:05 pm	Cardiorenal Syndrome: How to Navigate this Clinical Conundrum	Dr. Joshua Stern	Ballroom A	
	Respiratory Distress: Is it the Heart or the Lung?	Dr. Lorrie Gaschen	Ballroom B	
	<i>Technician: Feline CRI Calculations</i>	Rachel Bassett, CVT	102 A-C	
4:10 - 5:00 pm	Diet & Dilated Cardiomyopathy: What About Cats?	Dr. Joshua Stern	Ballroom A	
	Improving Skills in Diagnosing Heart Disease & Heart Failure in Cats	Dr. Lorrie Gaschen	Ballroom B	
	<i>Technician: Coccygeal Epidural in Cats: I Can't Feel My Butt!</i>	Rachel Bassett, CVT	102 A-C	
4:10 - 4:35 pm				
4:35 - 5:00 pm	<i>For All: Cats & Vehicle Safety</i>	Lindsey Wolko	102 A-C	
5:30 - 7:30 pm	AAFP 50th Anniversary Celebration: 70's Saturday Night Fever & Costume Party		Hilton Hotel Marquette Ballroom	

*Separate registration required. No fees associated. **Separate registration required. Additional fees apply.

Dermatology, Cardiology, & Diagnostic Methodology

September 26 - 29, 2024

Minneapolis Convention Center, Minneapolis, MN

SUNDAY, SEPTEMBER 29, 2024

Schedule is in Central Daylight Time

TIME	SESSION TITLE	SPEAKER	ROOM	SPONSOR/ PARTNER
6:45 - 8:00 am	Breakfast		Ballroom Foyer	
7:00 - 7:50 am	<i>Breakfast Symposium: The Feline Genome: A Guide for Veterinary Practice</i>	Dr. Angela Hughes	Ballroom B	
7:30 - 10:30 am	Workshop 4: Cat Friendly Interactions & Handling Workshop for Students**	Dr. Ilona Rodan	102 D-F	
8:00 - 8:50 am	Guide to Interpretation of Clinical Enzymology Testing	Dr. Peter Christopherson	Ballroom A	
	Unlocking the Power of Genetic Testing for Feline Diseases to Revolutionize Detection	Dr. Ashlie Saffire	Ballroom B	
8:55 - 9:45 am	Cytologic Diagnosis of Inflammatory & Infectious Diseases in Cats	Dr. Peter Christopherson	Ballroom A	
	Panel – Radioactive Iodine Treatment: Patient Considerations & How to Set Up a Facility	Drs. Marcus Brown, Hazel Carney, Colleen Currihan, & Tammy Sadek	Ballroom B	
9:45 - 10:45 am	Networking Refreshment Break		Exhibit Hall	
10:45 - 11:35 am	Cancer Cytopathology	Dr. Peter Christopherson	Ballroom A	
	Current Approach to Examination & Interpretation of the Feline Pancreas with Ultrasonography	Dr. Lorrie Gaschen	Ballroom B	
11:40 - 12:30 pm	The Importance of Accurate Interpretation of Body Cavity Fluid Analyses	Dr. Peter Christopherson	Ballroom A	
	Improving Skills in Diagnosing Obstructive Gastrointestinal Disease in Cats with Radiography	Dr. Lorrie Gaschen	Ballroom B	
12:30 - 1:45 pm	Lunch in the Exhibit Hall		Exhibit Hall	
12:40 - 1:40 pm	<i>Lunch & Learn #1*: Purrfecting Your Feline Renal Diagnosis</i>	Dr. Lisa Hann	L100 F	
12:40 - 1:40 pm	<i>Lunch & Learn #2*: News & Views on the Feline Thyroid: Revisiting a Timeless Classic</i>	Dr. Kelly St. Denis	L100 E	
12:40 - 1:40 pm	<i>Lunch & Learn #3*: How My Practice Has Changed with New Therapeutics</i>	Dr. Mark Epstein	L100 B	
1:45 - 2:35 pm	Where's the Beat? A Systematic Approach to Decoding Feline ECGs from a Non-cardiologist's Perspective	Dr. Nancy Sanders	Ballroom A	
	Update on Hepatobiliary Disease in Cats: Focus on Ultrasonography in Icteric Cats	Dr. Lorrie Gaschen	Ballroom B	
2:40 - 3:30 pm	Optimize Your Sample Submissions to Maximize your Diagnostic Results	Dr. Nancy Sanders	Ballroom A	
	Recognizing Airway Disease in Cats: What to Look for & Degrees of Severity & Challenging Cases	Dr. Lorrie Gaschen	Ballroom B	
3:30 pm	Conclusion of Conference			

*Separate registration required. No fees associated.

**Separate registration required. Students only.



Kelly Ballantyne, DVM, DACVB
Insight Animal Behavior Services, Chicago, Illinois




Dr. Kelly Ballantyne is a board-certified veterinary behaviorist and practice owner of Insight Animal Behavior Services in Chicago. Dr. Ballantyne received her Bachelor of Liberal Arts and Sciences and Doctorate of Veterinary Medicine from the University of Illinois Urbana-Champaign. During her time working as a primary care veterinarian, Dr. Ballantyne developed a passion for animal behavior. She pursued specialty training with the American College of Veterinary Behaviorists (ACVB) and earned her board certification through ACVB in 2015. Dr. Ballantyne has co-authored several peer-reviewed publications and book chapters, including "Noise Aversion" in the recently published 4th ed of *Behavior Problems of the Dog and Cat* and "The Feline Dream Home" in ACVB's *Decoding Your Cat*. She speaks nationally and internationally on companion animal behavioral issues and human-animal interactions. She serves on the Fear Free Advisory board and is the current President of the American College of Veterinary Behaviorists.



Rachel Bassett, AAS, CVT, VTS (Anesthesia & Analgesia)
Animal Emergency & Referral Center of MN, St. Paul, Minnesota



Rachel Bassett's first job in 1999 was at a bovine practice in southwest Minnesota. From 2001 to 2013, she worked in the surgery, anesthesia, and oncology departments at the University of Minnesota. She earned her VTS certification in anesthesia and analgesia in 2008. Rachel worked part-time for the Animal Emergency & Referral Center of Minnesota (AERC) from 2002 through 2010 and returned full-time in 2013. Rachel enjoys all things anesthesia and has a primary interest in pain management. As the Equipment Manager, she oversees more than 1,000 pieces of medical equipment among three hospitals. She manages repairs and maintenance, and procures additional equipment. She enjoys the biomedical side of veterinary medicine, and understanding how our medical equipment supports our patients physiologically. She gives back to the veterinary community by speaking at various veterinary conferences and webinars throughout the year, and has contributed to medical journals and book chapters.



Marcus Brown, DVM
Purr Hour, PLLC, Arlington, Virginia

Dr. Marcus Brown graduated from the University of Illinois in 1986 with a DVM degree. He practiced in a mixed animal practice and then an equine practice. He was also a Hill's account manager. In 1998, he co-founded Capital Cat Clinic and founded NOVA Cat Clinic in 2014. When NOVA Cat Clinic moved from its original location, Dr. Brown started offering I-131 treatment for hyperthyroid cats.



Hazel Carney, DVM, DABVP (Canine/Feline)
Gem Veterinary Clinic, Emmett, Idaho


As a long-time veterinary technician turned cat-only practitioner, Dr. Hazel Carney has cared for cats for more than 40 years. She graduated from Colorado State University with an MS in Physiology and Biophysics and a DVM. She opened a feline-exclusive practice in 1981. Dr. Carney is board-certified in Canine and Feline Practice by ABVP. She and her husband reported the first cases of feline papovavirus which causes Bowen's disease. As an adjunct professor at Louisiana State University Veterinary School in 1986, she started providing radio-iodine therapy for hyperthyroid cats. In 2022, she retired from WestVet Emergency and Specialty Center in Boise, Idaho, where she had been the feline behavior medicine clinician since 2004. Currently, she offers these services in her hometown of Emmett, Idaho, and continues to provide I-131 treatment in Ontario, Oregon. In 2014, the Idaho Veterinary Medical Association named her Veterinarian of the Year. Dr. Carney served as Chair of the American Association of Feline Practitioners Guidelines Committee and has been a Co-chair or panelist on nine Guideline publications. She also currently serves on the Board of Directors of the AAFP. She enjoys sharing what cats have taught her by giving lectures, doing podcasts, and writing articles.



Peter Christopherson, DVM, PhD, DACVP
Auburn University, Auburn, Alabama



Dr. Pete Christopherson, Professor in the Department of Pathobiology, earned his DVM from the University of Wisconsin-Madison in 2001. He did a combined clinical pathology residency and graduate training program at Auburn University. Dr. Christopherson received board certification by American College of Veterinary Pathologists in 2007, and in 2008 he earned a PhD in research on inherited bleeding disorders in veterinary species under the mentorship of Dr. Mary Boudreaux. Dr. Christopherson subsequently joined the faculty at Auburn University at the end of 2008 and is now the director of the Auburn University Clinical Pathology & Hemostasis Laboratories. His areas of interest include evaluating the genetic basis for congenital bleeding disorders and diagnostic cytology.



Colleen Currigan, DVM
VCA Cat Hospital of Chicago, Chicago, Illinois

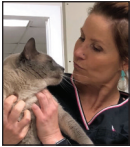


Dr. Colleen Currigan earned her DVM from Ohio State's College of Veterinary Medicine. She has worked her entire career in feline-exclusive practice, as both a practice owner and more recently as an Associate. Her current focus is on radioiodine treatment for feline hyperthyroidism. She also enjoys working with bright young extern students, and running feline clinical trials, now through VCA's Clinical Trials Department. She has been actively involved with the American Association of Feline Practitioners for many years, as its President in 2016, and currently as its Board Treasurer. She also serves as the AAFP's Delegate to the AVMA House of Delegates.



Nichole Dean, CVT, VTS (Dentistry)
VCA, Spring Valley, Minnesota

Nichole Dean became a Certified Veterinary Technician in 2012 and earned her VTS in dentistry in 2018. She has loved animals from a young age and greatly appreciates the human-animal bond. She has committed to improving the quality of life for pets by educating caregivers and veterinary healthcare professionals about oral health for pets. For 11 years she worked in a practice setting with patients and caregivers. She has had the opportunity to educate other technicians about dentistry and dental radiology through lectures and wet labs. Currently, Nichole work as a Scribe for VCA creating medical records for specialists and as a relief technician for Blue Pearl.



Tracey Deiss, DVM
Zoetis, Houston, Texas

Dr. Tracey Deiss attended Texas A&M pursuing a BS in Biochemistry and Genetics with a Chemistry minor. She received her DVM from Texas A&M University in 1998. During veterinary school, she worked at MD Anderson Cancer Center, Department of Lab Animal Medicine and Surgery. Dr. Deiss completed an internship in small animal medicine and surgery prior to practicing emergency medicine for 15 years in Grapevine, Texas. She returned to her hometown of Rosenberg, Texas joining a larger small animal practice where her special interests included ultrasonography, soft tissue surgery, and pain management. Dr. Deiss joined Zoetis as the professional services veterinarian for the Houston and surrounding areas in 2018 and is the current medical lead for Core Therapeutics and Feline Pain.

Sponsor 



Alison Diesel, DVM, DACVD
Animal Dermatology Clinic, Austin, Texas

Dr. Alison Diesel is a board-certified veterinary dermatologist in Austin, Texas. She graduated from Kansas State University College of Veterinary Medicine in 2005, completed a rotating internship in Norwalk, Connecticut, followed by a three-year residency in dermatology at the University of Wisconsin-Madison School of Veterinary Medicine in 2010. She taught at Texas A&M University School of Veterinary Medicine and Biomedical Sciences for 12 years prior to transitioning into private dermatology practice. Her main clinical interests lie in feline dermatoses, particularly feline allergic skin diseases, and expanding knowledge of the cutaneous microbiome in companion animals. She is additionally heavily invested in improving and promoting wellness in the veterinary profession. She is currently serving as President-elect for the American College of Veterinary Dermatology.

Sponsors  



Mark Epstein, DVM, DABVP(Canine/Feline), CVA, CVPP, DAAPM
TotalBond Veterinary Hospitals, PC, Gastonia, North Carolina

Dr. Mark Epstein is the Senior Partner and Medical Director of TotalBond Veterinary Hospitals, a small group of AAHA-accredited practices in the Charlotte and Gastonia, North Carolina area. He is a Diplomate of the American Board of Veterinary Practitioners (Canine/Feline) and is a Past President of ABVP. He is a Certified Veterinary Pain Practitioner (CVPP) by the International Veterinary Academy of Pain Management (IVAPM), and is a Past President of IVAPM; he is currently President of the IVAPM Research & Scholarship Foundation. Dr. Epstein chaired the AAHA Senior Care Guidelines Task Force and Co-chaired the 2015 AAHA/AAFP Pain Management Guidelines Task Force.

Sponsor 



Luca Ferasin, DVM, PhD, CertVC, PGCert(HE), DECVIM-CA (Cardiology), GPCert(B&PS), FRCVS
Specialist Veterinary Cardiology Consultancy Ltd, Four Marks, England

Dr. Luca Ferasin has been a small animal cardiologist for more than 25 years and feline cardiology has always been one of his main professional interests. Luca has vastly contributed to the veterinary literature with more than 100 articles, abstracts, and book chapters, including the chapter on coughing in the two latest editions of Ettinger's textbook of *Internal Medicine*. He is also a regular speaker worldwide and he is very happy to be back in Minnesota where he taught veterinary cardiology at the University between 2006 and 2008.



Lorrie Gaschen, DVM, PhD, Dr.med.vet, DECVDI
LSU and VetCT, Baton Rouge, Louisiana

Dr. Lorrie Gaschen is a board-certified radiologist and was a full professor of diagnostic imaging in the LSU School of Veterinary Medicine, Department of Veterinary Clinical Sciences for 15 years. She has authored numerous publications and book chapters mainly in the field of gastrointestinal ultrasound where she has done the majority of her research. Lorrie is now working as an adjunct professor at the LSU School of veterinary medicine and teleradiology with VetCT. She enjoys reporting on all species and modalities, and has a special interest in exotic imaging.

Sponsor 



Laura Greene, DVM, DACVIM
Merck Animal Health, Raleigh, North Carolina

Dr. Laura Greene graduated with her DVM from North Carolina State's College of Veterinary Medicine, completed a rotating small animal internship at the University of Georgia, and then returned to North Carolina State for her residency in small animal internal medicine. She is a Diplomate of the American College of Veterinary Internal Medicine and spent several years in specialty private practice before joining Merck Animal Health as a Senior Professional Services Veterinarian. Her areas of interest include infectious disease, immunology, and endocrinology, and she has a love of teaching.

Sponsor 



Joya Griffin, DVM, DACVD
Animal Dermatology Clinic, Louisville, Kentucky

Dr. Joya Griffin is an Ohio native who graduated from Cornell University College of Veterinary Medicine. After graduating, she completed a rotating internship in Chicago and then returned to Cornell for a dermatology residency and then served one year as an instructor. She became a Diplomate of the College of Veterinary Dermatology in 2010 and joined Animal Dermatology Clinic in Louisville. Dr. Griffin is the star of Pop Goes the Vet with Dr. Joya on NatGeoWILD and Disney Plus. She loves mentoring and teaching students of all ages and lecturing at local, national, and international conferences on all things dermatology.

Sponsors  MERCK
Animal Health  ROYAL CANIN



Margaret Gruen, DVM, MVPH, PhD, DACVB
North Carolina State University College of Veterinary Medicine, Raleigh, North Carolina

Dr. Margaret Gruen is an Associate Professor of behavioral medicine at North Carolina State University. She graduated from the University of Illinois and completed an internship, residency in Veterinary Behavioral Medicine, and PhD in Comparative Biomedical Sciences at North Carolina State University with work focused on the assessment of pain in cats with degenerative joint disease. Her current research focuses on topics of human-animal interaction – how animals communicate through their behavior and how we understand and quantify those behaviors. This includes quantification of chronic pain, and the effects of pain on aspects of daily life including activity, anxiety, and cognitive function. Dr. Gruen is also the Co-director of the Feline Health Center at the North Carolina State University College of Veterinary Medicine.

Sponsor  zoetis



Tina Hall, DVM, DABVP (Feline)
The Cat Clinic/Village Cat Clinic, Hamilton, Ontario

Dr. Tina Hall believes that every cat deserves a happy and healthy life. She holds a Bachelor of Science in Microbiology and received her DVM degree from the Ontario Veterinary College (OVC) at the University of Guelph. For more than 20 years, Dr. Hall has dedicated her career to normalizing life stage-guided wellness care and elevating the standards of internal medicine, feline enrichment, and Cat Friendly veterinary practice. She is also deeply interested in educating cat caregivers about the mysterious, invisible language that felines use to show (or hide) illness. In 2023, Dr. Hall was certified as a Diplomate of the American Board of Veterinary Practitioners (ABVP) specializing in Feline Practice.

Sponsor  ROYAL CANIN



Lisa Hann, DVM, DACVIM (SAIM)
Zoetis, Washington

Originally from Oregon, Dr. Lisa Hann decided to bring global adventure to her veterinary education by pursuing both undergraduate studies and her Doctor of Veterinary Medicine degree at St. George's University in Grenada and completing her clinical year at University College Dublin. Dr. Hann also volunteered at a mixed animal practice in India and a zoo in Costa Rica during her schooling. After these travels, she pursued a rotating internship in New York City during which she fell in love with internal medicine. She followed up her internship with a residency in Small Animal Internal Medicine at the University of Pennsylvania. During her residency, Dr. Hann was involved in hematology and transfusion medicine research. Prior to joining the consultant team at Zoetis, she worked at large private specialty practices in Seattle and New York City. Dr. Hann loves the challenging and ever-complex world of internal medicine, but she is especially interested in gastrointestinal disease, endocrinopathies, immune mediated processes, and hematologic disorders. Dr. Hann enjoys partnering with veterinarians in case discussion and collaborating to develop intelligent and approachable diagnostic and treatment plans for patients and caregivers.

Sponsor  zoetis



Angela Hughes, DVM, PhD
Royal Canin, Portland, Oregon

Dr. Angela Hughes serves as Scientific Communications Veterinarian and Veterinary Geneticist at Royal Canin where she is focused on teaching people how to create better health through nutrition for cats and dogs. She is a trained veterinary geneticist who pioneered the concept of genetically aligning potential breeding dogs to evaluate genetic diversity and launched this in a first-of-its-kind test called Optimal Selection™. Dr. Hughes completed her veterinary degree, veterinary genetics residency, PhD in genetics, and held an associate clinical professor position at the University of California, Davis. She is also completing a Master's degree in Communications through the University of Florida. She has been published in multiple academic publications including the *Journal of the American Veterinary Medical Association*, *PLOS Genetics*, and *PLOS One*, and has contributed chapters for publication in *Veterinary Clinics of North America Small Animal Practice: Pediatrics* and several editions of *Large Animal Internal Medicine*.

Sponsor  ROYAL CANIN



Sandra Koch, DVM, MS, DACVD
University of Minnesota, St. Paul, Minnesota

Dr. Sandra Koch is a Professor of Dermatology and Head of the Dermatology Service at the College of Veterinary Medicine, University of Minnesota. She is board-certified by the American College of Veterinary Dermatology. Dr. Koch received her Veterinary Medicine Degree from the Federal University of Mato Grosso do Sul, Brazil and completed a Masters in Veterinary Sciences and a Residency in Veterinary Dermatology at the University of Minnesota. She is the author of *Canine and Feline Dermatology Drug Handbook*, along with many scientific articles and book chapters. Dr. Koch is a scientific advisor and editor of several journals. She is also an invited speaker in many national and international conferences. She is passionate about teaching and training interns and residents and has special interests in canine and feline allergies, otic diseases, auto-immune disorders, multi-drug resistant infections, and equine dermatology.



Duncan Lascelles, BSc, BVSc, CVA, PhD, FRCVS, DSAS(ST), DECVS, DACVS
North Carolina State University, Raleigh, NC

Sponsor

Dr. Duncan Lascelles is the Dr. J. McNeely and Lynne K. DuBose Distinguished Professor of Musculoskeletal Health and Professor of Translational Pain Research. Since his PhD training at Bristol, UK, he has devoted his professional career to improving our ability to recognize and treat pain in animals. His research program (Translational Research in Pain [TRIP]) develops methods to measure pain associated with spontaneous disease in animals and seeks to understand the underlying neurobiology. Leveraging these measurement techniques in proof of concept studies, his work improves our understanding of how to control pain in companion animals, and facilitates analgesic development in human medicine and discovery of relevant pain signaling mechanisms. He has a particular interest in the measurement of movement in relation to pain, the effects of exercise and diet on pain, and in the role of neurotrophins and neurotrophic factors, and downstream signaling, in pain states. He is director of the Comparative Pain Research and Education Centre (CPREC). He has authored more than 230 peer reviewed research papers and reviews, ~500 research abstracts, and ~ 30 book chapters.



Susan Little, DVM, DABVP (Feline)
Bytown Cat Hospital, Ottawa, Canada

Dr. Susan Little has been in feline practice since 1990 and has been board-certified since 1997. She is co-owner of two feline practices in Ottawa, Canada. She is a Past President of the AAFP and has received the Canadian Veterinary Medical Association Small Animal practitioner award, the NAVC Small Animal Speaker of the Year award, and the International Society of Feline Medicine/Hill's Pet Nutrition Award award for outstanding contributions to feline medicine. She is the editor and co-author of two textbooks: *The Cat – Clinical Medicine and Management* and *August's Consultations in Feline Internal Medicine, Volume 7*.



Michelle Meyer, DVM
Serenity Animal Hospital, Sterling Heights, Michigan

Sponsor


Dr. Michelle Meyer earned her Doctor of Veterinary Medicine degree from Purdue University in 2007 and since graduation has worked as a clinician in a very busy mixed (dog/cat) private practice in southeastern Michigan. She is actively involved in organized veterinary medicine and is currently serving on three veterinary boards (Michigan VMA, Southeastern Michigan VMA, and AAFP). She is Past President of the AAFP, has a strong love for feline medicine, and loves sharing cases with other fellow general practitioners.



Vicki Miksicek, DVM
Veterinary Diagnostic Laboratory, Michigan State University, Lansing, Michigan

Partner

Dr. Vicki Miksicek received her DVM from Michigan State University in 1992 after completing a BS in Zoology at MSU. She spent more than 20 years as a private practitioner in several Michigan small animal veterinary hospitals. Her career in private practice provided a depth of experience in primary care of small animals, working in both full-service stationary practices as well as an entirely mobile veterinary clinic. During that time, she developed a strong interest in internal medicine and the specialized needs of geriatric pets, including diagnosis and management of endocrine disorders and hospice care. In January 2020, Dr. Miksicek joined the Veterinary Diagnostic Laboratory at Michigan State University as an Academic Specialist in Endocrinology. Within the Endocrinology Section of the MSU VDL, Dr. Miksicek provides diagnostic support to clinicians, researchers, and corporate clients requesting endocrine testing. The assistance she provides includes testing guidance, sample evaluation, written interpretation of results, and phone consultation services. Her focus includes endocrine disorders of companion animals with a concentrated interest in feline endocrinology. Dr. Miksicek also contributes to the education of future veterinarians as an instructor for the MSU College of Veterinary Medicine Endocrine Clerkship.



Melanie Mills, CVT
Vetcor, Norwell, Massachusetts

Sponsor

Melanie Mills has worked in veterinary medicine for 16 years. She started as a kennel attendant, and moved through the ranks of assistant, technician, CVT, hospital manager, and is now a regional manager for Vetcor. She has worked at practices in Oklahoma, Washington, Kentucky, and Massachusetts. She found her passion for feline medicine at her second clinic and found her feline-only home in her fourth clinic where she worked for nine years. Melanie is the Technician Representative to the AAFP Board (2022-2024). She also runs Feline Practice Support for Vetcor, networking all the cat folks in the company.



Jessica Quimby, DVM, PhD, DACVIM
The Ohio State University, Columbus, Ohio

Sponsor

Dr. Jessica Quimby is a professor at The Ohio State University who is board-certified in small animal internal medicine and specializes in feline nephrology. Dr. Quimby has received the International Renal Interest Society Award and the AVMF/Winn Feline Foundation Research Award for her contributions to nephrology and feline medicine. In 2021, she was selected to serve on the IRIS Board. She is also Co-medical Editor of the AAFP's magazine, *The Feline Practitioner*.



Lisa Restine, DVM, DABVP (Feline)
Hill's Pet Nutrition, Kansas City, Kansas



Dr. Lisa Restine grew up in New Jersey and earned her Bachelor of Science in Animal Science from Rutgers University. She received her DVM degree from Western University of Health Sciences in Southern California in 2014. Dr. Restine had been practicing feline medicine exclusively at a cat-only practice in San Antonio, Texas since graduation and achieved board certification with the American Board of Veterinary Practitioners in feline medicine in 2020. In 2022, Dr. Restine started work at an ER/Specialty Center and practiced on both dogs and cats in an emergency and referral setting. However, her real passion is feline medicine and sharing her love and knowledge about all things 'cat' – which drove her to Hill's Pet Nutrition where she is currently employed as the feline content expert. She has dedicated many hours to lecturing veterinary team members on both a national and international level, as well as being a co-editor of the 6th edition of *The Feline Patient*.



Cheryl C. Rice, DVM, DACVIM, GDVWHM, CHPV
Michigan State University, Lansing, Michigan



Dr. Cheryl Rice is a Diplomate of the American College of Veterinary Internal Medicine. She is 1997 graduate of Michigan State University College of Veterinary Medicine. She was one of three students to pursue an alternate training course, paving the way to develop humane teaching alternatives in place of traditional animal use in veterinary education. Dr. Rice remains an advocate for the development and utilization of humane teaching models. Following graduation, she completed a one-year rotating internship in small animal medicine and surgery, and subsequently a 3-year residency in Small Animal Internal Medicine at Michigan State University in 2001. Thereafter, she practiced in a multispecialty hospital for 20 years, combining out-of-the-box treatment approaches to maintain quality of life for complicated internal medicine cases. To this end, she sought additional training in Western Herbal Medicine, hyperbaric oxygen therapy, and hospice/palliative care. She recently returned to Michigan State University as a Veterinary Endocrinologist in the Veterinary Diagnostic Laboratory. In this role, she reviews cases, interprets results, and provides consultations for veterinarians. She also contributes to the education and training of veterinary students.



Ilona Rodan, DVM, DABVP (Feline), AdvCertFB
Cat Behavior Solutions, LLC, Madison, Wisconsin



Dr. Ilona Rodan is an ABVP certified feline specialist, with advanced training and AdvCertFB certification in feline behavior. She is the founder and director of Cat Behavior Solutions, and former owner and medical director of Cat Care Clinic in Madison, Wisconsin. Dr. Rodan is passionate about teaching veterinarians and veterinary teams about feline behavior, an important component of medicine, and how best to interact with and handle cats in veterinary practices, both enhancing feline welfare and human safety. She has presented nationally and internationally on feline medicine and behavior over the past 19 years and leads workshops for Cat Friendly Interactions and Handling. She is the chair of the AAFP Feline Welfare Committee, and a long-term AAFP volunteer, a Past President, and former chair of the AAFP Cat Friendly Practice® Committee. She co-chaired several guidelines and welfare position statements, including the *2022 AAFP/ISFM Cat Friendly Veterinary Interactions and Handling Guidelines*, and the upcoming *2024 AAFP Intercat Tension Guidelines*. She has authored journal articles and book chapters, and is a co-editor and co-author of the 2015 textbook, *Feline Behavioral Health and Welfare*. In 2005, Dr. Rodan was awarded the AVMA Animal Welfare Award for her leadership and contributions to advancing feline medicine and behavior.



David Rousseau, DVM
Butterfly Network, Lakeville, Connecticut



Obsessed with animals from a young age, Dr. David Rousseau began his veterinary journey in earnest as a veterinary technician at Angell Memorial Animal Hospital in Boston. He attended veterinary school at Ross University and Washington State, and subsequently completed a small animal rotating internship at VCA South Shore Animal Hospital in Massachusetts. He practiced at VCA Wakefield Animal Hospital as Medical Director for more than 10 years. The ability to help animals, their humans, and fellow veterinarians from a broader perspective, coupled with an interest in game-changing technologies in veterinary medicine, led Dr. Rousseau to veterinary industry work. He worked at Zoetis for several years before joining Butterfly as Veterinary Clinical Director. An avid horseman, he was thrilled to realize his dream of working in a cross-species role, spreading the word on the evolution and technological advancements in veterinary point of care ultrasound.



Tammy Sadek, DVM, DABVP (Feline)
Cat Hyperthyroid Radioactive Iodine Services, Grand Rapids, Michigan

Dr. Tammy Sadek received her DVM at the University of Minnesota College of Veterinary Medicine. She is an ABVP Diplomate in Feline Practice. Currently, Dr. Sadek is the founder, CEO, and Radiation Safety Officer of Cat Hyperthyroid Radioactive Iodine Services, LLC. She is a member of the Petco Pet Wellness Advisory Council. Dr. Sadek is also the 2023-24 President of the American Association of Feline Practitioners. Dr. Sadek is the founder and former owner of two feline specialty clinics, the Kentwood Cat Clinic and Cat Clinic North in Grand Rapids, Michigan, as well as a cage free cat boarding facility. She volunteers as the AAFP representative to the AVMA Clinical Practitioner Advisory Committee, which advises the AVMA Council on Biologic and Therapeutic Agents. Dr. Sadek has recently developed her interest in teaching personal finance by becoming a licensed investment advisor.



Ashlie Saffire, DVM, DABVP (Feline)
Cat Specialty Center at Faithful Friends Veterinary Clinic, Dublin, Ohio



Dr. Ashlie Saffire is a graduate of The Ohio State College of Veterinary Medicine and is board-certified in feline practice by the American Board of Veterinary Practitioners. She is a published author, serves as President-elect of the American Association of Feline Practitioners, and is a tutor for the University of Sydney's Feline Medicine Distance Education Course. She has obtained the Cat Friendly Veterinarian® certificate, is Fear Free certified, and is the owner of the Cat Specialty Center at Faithful Friends Veterinary Clinic, a Gold Level Cat Friendly Practice® in Dublin, Ohio. As an invited speaker, Dr. Saffire hopes to share her clinical experience and expertise in feline medicine with the veterinary profession.



Nancy Sanders, DVM, DACVIM (SAIM), DACVECC
IDEXX, Germantown, Maryland

Sponsor 

Dr. Nancy Sanders graduated from The Ohio State School of Veterinary Medicine in 1991. She completed a Small Animal Rotating Internship followed by an Internal Medicine Residency and certification at the Veterinary Hospital of the University of Pennsylvania (VHUP). Nancy remained at VHUP for an additional three years as an attending in the ICU, during which time she also completed a residency and certification in Emergency and Critical Care. Nancy then went into private specialty practice; first in Northern New Jersey, followed by in Maryland, during which time she held a variety of positions including director of ER, ICU, and Internal Medicine departments; director of IM and ER/CC Residency programs; consultant for a prominent pet food company; and principal investigator of several clinical drug trials. She has co-authored two book chapters, served on various specialty college committees, and served as editor for several journals. After 22 years of clinical practice, Nancy spent more than a decade supporting the Medical Consulting Service at IDEXX, and she is now a member of the Medical Education Specialist division of the IDEXX Global Medical Organization where she passionately pursues her desire to educate.



Thomas Schermerhorn, VMD, DACVIM (SAIM)
Kansas State University, Manhattan, Kansas

Sponsor 

Dr. Thomas Schermerhorn is a professor of small animal medicine and holds the Jarvis Chair in Veterinary Medicine at Kansas State University. His clinical interests include all aspects of canine and feline endocrinology, with an emphasis on diabetes. Dr. Schermerhorn's research focuses on cellular and molecular endocrinology, especially the study of diabetes mellitus and related metabolic disorders in dogs and cats. Dr. Schermerhorn earned his veterinary degree at the University of Pennsylvania. He also completed a medical internship at South Shore Veterinary Associates in South Weymouth, Massachusetts, and a residency in small animal internal medicine at Cornell University, where he received research training as a graduate fellow in the Department of Molecular Medicine.



Kelly St. Denis, MSc, DVM, DABVP (Feline)
St. Denis Veterinary Professional Corporation, Brantford, Ontario

Dr. Kelly St. Denis is board-certified with the ABVP in the specialty of feline practice. In her early career she trained in molecular biology and immunology, and in the field of cancer research. In 1999, she graduated from the Ontario Veterinary College, and owned and operated the Charing Cross Cat Clinic from 2007 to 2020. Dr. St. Denis was President of the AAFP in 2020 and 2021, and continues to be an active volunteer in the organization including Co-medical Editor of *The Feline Practitioner* and *Journal of Feline Medicine and Surgery*. Dr. St. Denis is a consultant on the Veterinary Information Network in feline internal medicine.



Joshua Stern, DVM, PhD, DACVIM (Cardiology)
North Carolina State University College of Veterinary Medicine, Raleigh, North Carolina

Sponsors  
Partner 

Dr. Joshua Stern serves as the Associate Dean and Director for Research and Graduate Studies at North Carolina State University College of Veterinary Medicine. He is also a Professor of Cardiology in the Department of Clinical Sciences at NCSU and leads the Stern Translational Cardiac Genetics and Pharmacogenomics Laboratory. The Stern Laboratory is dedicated to changing the outcome of feline hypertrophic cardiomyopathy and bringing hope to cats and cat caregivers dealing with this devastating disease.



Stacie Summers, DVM, PhD, DACVIM (SAIM)
Oregon State University, Corvallis, Oregon

Sponsor 

Dr. Stacie Summers is a board-certified specialist in small animal internal medicine and assistant professor at Oregon State University. She graduated with her Doctor of Veterinary Medicine from Washington State University in 2013. She completed a rotating internship at Wheat Ridge Veterinary Specialists in Colorado and continued her education in a feline infectious disease research fellowship at Colorado State University with the Center of Companion Animal Studies. After her fellowship, she completed a residency and a PhD at CSU. Her PhD work was on novel etiologies and the role of the gut microbiome in cats with chronic kidney disease. Her research focus is on feline medicine, urology, and the microbiome.



Lindsey Wolko
Center for Pet Safety, Reston, Virginia

Partner 

Lindsey Wolko is recognized worldwide for her advocacy work on behalf of consumers and their pets. She is known for founding the Center for Pet Safety (CPS), a non-profit research, consumer advocacy, and educational organization dedicated to consumer and companion animal safety. When her dog Maggie was injured by a safety harness in 2004, she developed a focus on consumer and companion animal safety. In 2011, after completing a groundbreaking pilot study, she founded the Center for Pet Safety. Understanding that the pet products industry is a highly unregulated \$135+ Billion industry, the Center for Pet Safety was founded to work on behalf of pets and their caregivers to strategically improve pet products. Using scientific testing to measure product performance, CPS uses the collected data to establish measurement techniques and develops test protocols and ratings systems to ensure product efficacy. Lindsey originates from McLean, Virginia, and currently resides in the Washington, DC Metropolitan area. She holds a bachelor's degree from George Mason University.

Schedule is in Central Daylight Time

THURSDAY, SEPTEMBER 26, 2024 – PRE-CONFERENCE DAY

- 7:45 – 11:45 am** **W Hands-on Feline Orthopedic Evaluation Workshop**, *Drs. Duncan Lascelles & Margaret Gruen*
The approach to a clinically meaningful and efficient orthopedic evaluation of the cat will be discussed. The components of capturing a relevant history, observation of the cat, and the hands-on examination will be presented and discussed. Delegates will gain hands-on (yes, live cats) and expert guided experience in techniques for successful orthopedic/osteoarthritis examinations. Cat Friendly and staff friendly approaches will be emphasized. Learn how to augment your feline practice and build stronger bonds with your cat caregivers. Review tools and protocols to optimize outcomes for your feline osteoarthritic patients. This session requires separate registration. Read more on page 23.
- 9:45 – 10:35 am** **Modifying Behavior: The Cat, The Client, & Our Teams**, *Dr. Kelly Ballantyne*
During this session attendees will review the importance of reducing stress for cats not only at the home but during the veterinary visit. We know that most cats have some level of stress when visiting the veterinary practice. We will go over the importance of pre-visit preparation, how we can make the visit itself less stressful, and then we will discuss the importance of reintroduction into the home. During this session we will review therapies that we can use to help reduce the stress level of our feline patients.
- 10:40 – 11:30 am** **Cat Friendly Approach to Cardiology & Dermatology Patients**, *Dr. Kelly Ballantyne*
During this session attendees will review the stress that our Cardiology and Dermatology feline patients experience. We will review the Cat Friendly Guidelines for exams and how we practice these techniques during diagnostics for Cardiology and Dermatology. We will review the best non-pharmaceutical and pharmaceutical therapies for these types of procedures. We will also touch on environmental changes we can make at the practice that will help make our feline patients more comfortable during these procedures.
- 12:00 – 1:00 pm** **Feeding the Finicky Senior Feline**, *Dr. Lisa Restine*
This lecture will cover proper nutritional management of senior cats diagnosed with some of the most common diseases. This will include specific nutritional requirements, diet options, enrichment considerations, and tips to improve appetite and improve feeding routines. We will also discuss some drawbacks and complications associated with certain dietary recommendations and how to manage nutritional needs for cats with comorbidities or with diseases that do not have a specific diet available for use. The lecture will also include tips for communication with the caregiver involving cost, compliance and quality of life, pharmaceuticals that can be used to help with management, and other pearls.
- 1:15 – 2:05 pm** **It's IntriCATe! Pain Beyond the Joint OA Roundtable**, *Drs. Margaret Gruen, Duncan Lascelles, & Michelle Meyer*
Osteoarthritis is a complex condition and a sensory and emotional experience for our feline patients. In this one-of-a-kind interactive experience, we'll cover the biologic and behavioral aspects of feline OA pain, current insights and innovation, and practical tips, tricks, and strategies for screening, diagnosis, and long-term management. You'll be able to ask the experts and get answers to your most challenging OA management questions.
- 2:10 – 3:00 pm** **SGLT2 Inhibitors & the Diabetic Cat: What We've Learned So Far**, *Dr. Thomas Schermerhorn*
The class of drugs known as sodium-glucose cotransporter 2 (SGLT2) inhibitors recently studied in cats will likely change the landscape of feline diabetes management over the next few years. Join Dr. Schermerhorn for a discussion about what we've learned so far as he shares practical insights to using SGLT2 inhibitors in your practice.
- 3:30 – 5:30 pm** **Up-to-Date in 120 Minutes: The Latest Feline Updates & Developments**, *Drs. Susan Little, Jessica Quimby, Ilona Rodan, Ashlie Saffire, Kelly St. Denis*
In this session, five specialists will be showcasing the latest in feline products and services. Drs. Susan Little, Jessica Quimby, Ilona Rodan, Ashlie Saffire, and Kelly St. Denis, will offer practical summaries on more than 10 products and services. The presentations will cover questions such as: What do I need to know? How can I use/apply this in practice? What are the potential opportunities or barriers? Where can I obtain more information? You will not want to miss this cutting-edge session which will include Q&A with the speakers.

FRIDAY, SEPTEMBER 27, 2024

- 8:25 – 9:30 am** **C Feline Allergies & Atopic Skin Syndrome**, *Dr. Alison Diesel*
Although still lagging behind compared to what is known and available for allergic skin disease in the canine patient, there has been more of a focus recently on diagnosis and managing allergic skin diseases in cats. What has historically been referred to as "feline atopy" and then "non-food, non-flea hypersensitivity skin disease" has been recently reclassified as "feline atopic skin syndrome." This discussion aims to provide an update in regards to allergies in cats and dive into options when considering how to manage the allergic feline patient. Focus will be on environmental allergies with some discussion of other allergic skin conditions.

FRIDAY, SEPTEMBER 27, 2024 continued

- 11:00 – 11:50 am** **A** **Feline Eosinophilic Granuloma Complex: A Case-based Discussion**, *Dr. Alison Diesel*
The eosinophilic skin diseases in cats comprise various lesions including eosinophilic granulomas, eosinophilic plaques, and indolent ulcers. While often related to underlying allergic conditions, these lesions are more of a cutaneous reaction pattern in the feline patient and can be due to a number of underlying etiologies. This case-based discussion will present various examples of eosinophilic skin diseases in cats, both common and a bit less so, for consideration.
- B** **Cutaneous Manifestations of Systemic Disease in the Cat**, *Dr. Joya Griffin*
Explore diseases that manifest in the skin but represent bigger internal conditions. Learn how to utilize advanced diagnostics to achieve a definitive diagnosis. We will also discuss treatment options and when referral is necessary.
- T** **Diagnostic Approach to Itchy Cats**, *Dr. Sandra Koch*
The diagnosis of pruritic diseases in cats is certainly a challenge, mainly considering their many underlying causes. In this presentation you will learn about the most common feline pruritic diseases and the approach to investigating their causes, from obtaining a detailed targeted history to each diagnostic step, focusing mostly on how to perform and interpret the different diagnostic tests to better help your itchy feline patients.
- 11:55 – 12:45 pm** **A** **Autoimmune Skin Disease in the Feline Patient**, *Dr. Alison Diesel*
While less common than parasites, infections, and allergies, autoimmune disease can present infrequently in the feline dermatological patient. This discussion will highlight some selected autoimmune skin diseases in cats, with a focus on when to consider these conditions higher on the differential diagnosis list and how best to approach them. Features of the various diseases will be taken into account to help guide the practitioner in regards to treatment considerations and prognosis.
- B** **Polyps, Pain, & Pus–Yuck!: How to Diagnose & Treat Feline Otitis**, *Dr. Joya Griffin*
Learn how to diagnose and treat otitis externa in the cat. Become familiar with the primary and perpetuating causes that lead to treatment failures. We will focus on cases of recurrent otitis and how to manage these challenging cases.
- 11:55 – 12:20 pm** **T** **Cat Friendly Interactions & Handling for Technicians**, *Dr. Ilona Rodan*
Technicians play a critical part in cooperative interactions with feline patients and caregiver education. The Cat Friendly veterinary interactions and handling minimizes distress, increasing caregiver and veterinary team safety. Feline welfare is promoted throughout the veterinary experience, starting and ending at home. The outcome is improved feline healthcare through more frequent visits and client loyalty. Working cooperatively with cats to promote their physical and emotional safety during veterinary visits also increases team satisfaction, efficiency, and safety.
- 12:20 – 12:45 pm** **T** **For the Record: Emotional Records for Cat Friendly Interactions**, *Dr. Tina Hall*
Detailed medical emotional records are essential to provide consistent, Cat Friendly interactions for each feline patient, which improves veterinary care. This session focuses on contents of detailed emotional records, how to make it work for your practice, and how emotional records improve team satisfaction and efficiency.
- 1:00 – 2:00 pm** **L** **The Promise of SGLT2 Inhibitors for Treatment of Feline Diabetes Mellitus**, *Dr. Thomas Schermerhorn*
In healthy cats, sodium-glucose cotransporter (SGLT) proteins reabsorb large amounts of glucose from the urine and prevent glucosuria. SGLT2, a specific SGLT subtype present in the renal proximal tubules, has a vital role in normal glucose homeostasis but contributes to the development of persistent hyperglycemia in diabetes mellitus (DM). Drugs that target SGLT2 proteins, specifically a class of drugs known as SGLT2 inhibitors, have emerged as important tools for the treatment of DM. SGLT2 inhibitors act selectively in the renal proximal tubules to inhibit glucose uptake from urine and promote renal excretion of excess glucose. Velagliflozin, a novel SGLT2 inhibitor, was recently approved for treatment of feline DM. This talk will review the background and pharmacology of SGLT2 inhibitors in the treatment of DM and present guidelines for the clinical use of Velagliflozin in diabetic cats, including patient selection, expectations, and patient monitoring.
- L** **Cytology in Practice: Is it Worth it? (Spoiler Alert, YESSSS!!!)**, *Dr. Nancy Sanders*
Veterinarians have many misconceptions about cytology that lead to fear, and possibly avoidance, of cytology analysis, particularly in-house evaluation. The goal of this session is to debunk these common misconceptions and encourage interest in cytology. Defining the value and limitations of in-house cytology will empower the clinician to recommend cytology testing with confidence. We will also briefly review diagnostics other than microscopy that can be performed with various sample types.
- L** **From Claws to Purrs: Understanding Acute Fear & Anxiety from a Cat's Point of View**, *Dr. Tracey Deiss*
When it comes to feline vet visits, feline acute fear and anxiety is one barrier keeping cats (and their caregivers) from donning our doorsteps. In this presentation, we'll learn what cats want us to know about the spectrum of fear-anxiety and stress, how and when to intervene, and how to get the most out of our veterinary visits including comprehensive exam tips to take back to your practice. Hear what cats have to say about the latest innovation in pre-visit pharmaceuticals and how to go from a novice to ex-purr-t in implementing in clinic care.

FRIDAY, SEPTEMBER 27, 2024 continued

- 2:10 – 3:00 pm** **A** **Dermatology or Behavior?**, *Dr. Alison Diesel*
 Particularly when it comes to overgrooming in cats, it can be tricky to assess the underlying reason for self-induced alopecia. While *most* cats do indeed have a pruritic or painful reason to overgroom, behavioral considerations may also warrant investigation. The impact of stress as well in regards to dermatological disease has been shown to be a factor in allergic dogs and people; this is likely also true for cats. This discussion aims to provide guidance for differentiating dermatological conditions from behavioral cases and explore when cross-over disease/therapy may be beneficial to consider.
- B** **Kitty Dermatologic Conundrums**, *Dr. Joya Griffin*
 Delve deeper into unusual and complicated feline skin diseases that represent a diagnostic and treatment challenge. Learn how to narrow down differentials and achieve an accurate diagnosis quickly. We will also explore treatment options and how to use multimodal therapy to provide the best outcome for your feline patient.
- 2:10 – 2:35 pm** **T** **Confidence & A Towel: Getting to Cat Friendly**, *Melanie Mills, CVT*
 Do you hear “Cat Friendly” and immediately wonder “what do I do with the cats who are clearly not interested in being friends with me?” Did taking Cat Friendly CE make you feel like all of your tools for handling protective cats were being taken away? Are you the “cat person” in your practice and no one else thinks they can do it without wrestling cats? This session will discuss pathways to help your team from wherever you are on the Cat Friendly journey to successfully launching and using Cat Friendly techniques.
- 2:35 – 3:00 pm** **T** **Feline Dentistry: Proactive Not Reactive**, *Nichole Dean, CVT*
 This session will discuss the objectives of feline dentistry, break down the parts of professional preventive oral care, and discuss the importance of home care.
- 3:05 – 3:55 pm** **A** **Topical Therapy in Feline Dermatology**, *Dr. Alison Diesel*
 While many feline caregivers balk at the mere thought of bathing their cat, the benefits of topical therapy in the dermatological patient is evident. Thankfully, alternative formulations for dermatological products have surfaced through the years making topical therapy a viable consideration even in the bath-resistant cat. This discussion will highlight some options to consider in the feline patient with skin disease, focusing on specific ingredients and options for use.
- B** **Feline Skin Secrets: Delving into Rare Dermatoses in Cats**, *Dr. Sandra Koch*
 There are many feline dermatoses, however, some of them are rare and poorly understood and more research is needed to further unveil their mysteries. In this presentation, we will cover the clinical signs of several of these conditions, from unusual diseases such as proliferative necrotizing otitis externa to unnerving conditions such as skin fragility syndrome. We will also discuss what we know about their suspected causes, diagnosis, and treatment.
- T** **Nerve Blocks: All the Cool Kids are Doing Them!**, *Nichole Dean, CVT*
 This session will discuss the benefits of nerve blocks and how they provide better care for our patients. It will also help decide what agents to use and where to use them as well as discuss risks and complications associated with nerve blocks.
- 4:40 – 5:30 pm** **A** **Infectious Skin Diseases in the Cat Other Than Ringworm**, *Dr. Alison Diesel*
 Dermatophytosis remains a paramount consideration for the cat with skin disease, particularly when alopecia is part of the presenting clinical signs. There are, however, other infectious agents to consider in the dermatological patient, some of which are often forgotten in cats. This discussion will focus on various bacterial, fungal, viral, and other infectious agents in cats with dermatological disease, and highlight some important treatment considerations in this species.
- B** **Paws for Thought: Understanding Dermatological Foot & Claw Disorders in Cats**, *Dr. Sandra Koch*
 Foot and claw feline diseases are often diagnostic and therapeutic challenges. In this presentation, you will learn about the most common dermatological diseases affecting paws and claws of cats and how dermatologists diagnose and treat these conditions. Some of the diseases presented include plasma cell pododermatitis and lung-digit syndrome.
- T** **Say Cheese! Feline Dental Radiographs**, *Nichole Dean, CVT*
 This session will cover the importance of dental imaging, identify normal and abnormal structures, and how to get the best imaging.

Schedule is in Central Daylight Time

SATURDAY, SEPTEMBER 28, 2024

- 7:15 – 8:05 am** **S** **A Tale of Two PURRspectives: How OA Impacts Our Patients & the Importance of Intervention**, Drs. Colleen Currihan & Michelle Meyer
Feline OA pain is a complex condition with effects expanding beyond the joint – impacting our feline patients' overall well-being and quality of life. The signs are often hidden, making diagnosis challenging. Cats, being cats, are cryptic with showing overt signs of pain, which can complicate diagnosis and management of this debilitating disease. Innovations in veterinary medicine have led to the development of screening tools and new treatments to effectively control feline OA pain. Explore why cats tend to hide their pain and discuss the significance of early diagnosis and intervention. In a Tale of Two Purrspectives, you'll learn how to maximize OA pain management using case examples and receive practical 'cat hacks' to use in practice.
- 8:00 – 10:00 am** **W** **Feline Ultrasound of the Bladder Workshop**, Drs. David Rousseau & Ashlie Saffire
The use of point of care ultrasound (POCUS) is increasing in veterinary general practice, as ultrasound technology has become more accessible and user friendly. Many veterinarians want to implement ultrasound into practice but are unable to appreciate where to begin. The urinary bladder, with its readily accessible location and distinct sonographic appearance, is a great place to start. This Workshop will focus on a basic POCUS skill - ultrasound of the urinary bladder. Learning how to scan the feline bladder will improve the veterinarian's diagnostic capabilities, increase job satisfaction for the veterinary technician, and elevate the level of care for cats with urinary tract disease, while helping to increase revenue for the practice. The participants will learn basic scanning skills, how to take proper measurements, and how to diagnose common lower urinary tract diseases. Cystocentesis technique using ultrasound will also be taught. Finally, we will introduce ways to implement this new diagnostic skill into practice when presented with a cat experiencing urinary tract signs. This session requires separate registration. Read more on page 23.
- 8:15 – 9:05 am** **A** **In the Thick of It: Diagnosis & Management of Feline HCM – Part 1**, Dr. Joshua Stern
In this session we will dive into the world of feline hypertrophic cardiomyopathy and investigate best practices for the veterinarian. This first of two sessions will focus on the pathophysiology and diagnostic strategies for this often-silent disease. Attendees should expect to leave with a diagnostic strategy for uncovering feline heart disease.
- B** **The Secret of Heart Murmurs in Cats**, Dr. Luca Ferasin
Cardiac auscultation is a fundamental part of a thorough clinical examination in all cats and the identification of individuals who might benefit from a medical or surgical intervention or routine monitoring often depends on a clinician's ability to detect and interpret the presence of a heart murmur. Heart murmurs are a relatively common finding in both young and adult cats. However, it should be noted that, in many cases, the presence of an audible murmur on cardiac auscultation in a cat does not necessarily imply the presence of a significant underlying cardiac disease. Several studies have been published in the past to address the prevalence and clinical significance of heart murmurs in cats, but very few have investigated the exact origin of the blood flow turbulence responsible for this finding. Therefore, it is important to adopt a different approach to the investigation and interpretation of heart murmurs in cats to obtain the best results and provide an optimal standard of care in veterinary practice.
- T** **Case-based Approach to General Anesthesia in the Cat**, Rachel Bassett, CVT
Does anesthesia make you anxious? In this session, we will review the approach to general anesthesia in the feline patient in a case-based lecture. We will review general anesthesia, including intra-operative pain management options. Then, we will bring it all together and apply it to a variety of feline anesthetic cases from the straight-forward, elective procedures to the complex or critical cases presenting with pre-existing conditions that need to be managed.
- 9:10 – 10:00 am** **A** **In the Thick of It: Diagnosis & Management of Feline HCM – Part 2**, Dr. Joshua Stern
This second of two sessions will focus on the management for this disease in both the preclinical and clinical period. Attendees should expect to leave with a therapeutic strategy for feline HCM.
- B** **Diagnosis & Management of Syncope in Cats**, Dr. Luca Ferasin
Syncope, or fainting, is defined as a sudden, unexpected, and unprovoked loss of consciousness followed by spontaneous recovery. Affected cats lose postural control and fall on the ground, remaining unresponsive throughout the event. However, syncope is a transient condition, which usually only lasts for a few seconds, and it is always followed by a spontaneous and complete recovery. Affected animals tend to fall and remain unconscious and immobile, giving the impression of a sudden death. This explains why pet caregivers who witness syncopal events in their cats are deeply concerned, a situation that is probably comparable to the distress of parents when they see their children fainting, because they feel insecure and anxious when they are unable to help and assist their loved ones. Furthermore, cats with a history of syncope may be at increased risk for sudden death. This lecture will provide a detailed summary of causes of syncope in cats and offer guidelines for a successful diagnosis and clinical management.
- T** **Anesthesia Monitoring: Troubleshooting & Tips**, Rachel Bassett, CVT
Do you struggle with getting your anesthetic monitors to reliably read on your feline patients? In this lecture, we will provide a brief review of physical monitoring followed by a thorough discussion of multi-parameter monitoring techniques and tips.
- 11:15 – 12:15 pm** **A** **Oral Rapamycin Therapy in Feline Subclinical Hypertrophic Cardiomyopathy: Results of the RAPACAT Clinical Trial**, Dr. Joshua Stern
In this session we will review the outcome of the RAPACAT trial which reports on the use of a novel rapamycin product in the treatment of subclinical HCM. We will discuss the positive study outcomes, study limitations, and the ongoing HALT trial which investigates this drug in a larger population of cats. Practitioners will leave with the knowledge of study outcomes and data needed for the consideration of using this drug in their clinic for HCM patients.

SATURDAY, SEPTEMBER 28, 2024 continued

- 11:15 – 12:15 pm** **B** **Management of Acute & Chronic Heart Failure in Cats**, *Dr. Luca Ferasin*
continued Despite substantial progress in diagnosis, classification, and stratification of feline cardiac conditions, there is still a substantial lack of evidence regarding efficacy of various therapies at different stages of heart disease. Ideally, treatment of feline cardiomyopathy should be aimed at resolving all the underlying pathogenic mechanisms of the disease, such as diastolic and systolic dysfunction, dynamic outflow obstruction, ischemia, arrhythmias, neuro-hormonal activation, and hyper-coagulability status. Regrettably, with the only exception of taurine in cats with taurine-deficient DCM and loop diuretics for the control of cardiogenic pulmonary oedema, such ideal treatment is not yet available and no drug at present has convincingly demonstrated to improve survival and/or quality of life in cats with myocardial disease. However, recent studies have identified some novel therapeutic options that may prove to be beneficial to treat feline hypertrophic cardiomyopathy.
- T** **How Do I Set up This Anesthesia Machine? Argh! @#!%&!^#**, *Rachel Bassett, CVT*
 Do you get tachycardic setting up the anesthesia machine? We will review how fresh gas flows through the anesthesia machine, how to set up for patient use, and the commonly used breathing circuits. The lecture will include a demonstration of performing a leak test and common troubleshooting techniques of your anesthesia machine.
- 12:30 – 1:30 pm** **L** **Multifaceted Approach to Feline CKD**, *Dr. Stacie Summers*
 This session will focus on strategies for managing complications of feline CKD including addressing appetite, dehydration, hyperphosphatemia, hypertension, proteinuria, hypokalemia, and the development of uremic toxins.
- L** **The Latest & Greatest in FeLV Knowledge & Innovation**, *Dr. Laura Greene*
 There have been more than 100 scientific papers published relating to feline leukemia virus in the last five years – how is a busy clinician to keep up with them all? Never fear – the purpose of this presentation is to highlight some of the most notable and exciting advances in our knowledge of feline leukemia virus, covering everything from our understanding of the virus, to perfecting our diagnostics, to optimization of our vaccine strategy.
- L** **Hydration & the Kidney: Why Does it Matter?**, *Dr. Jessica Quimby*
 As the kidney becomes diseased, the ability to concentrate the urine is lost due to a reduced number of functioning nephrons. Dehydration is therefore a common complication of CKD and can have deleterious consequences. In this session we will discuss the importance of optimizing water balance for kidney health and management strategies to achieve this goal.
- 1:40 – 2:30 pm** **A** **Changing F.A.T.E: Why Saddle Thrombus is No Longer a Death Sentence**, *Dr. Joshua Stern*
 In this session we will review the updated literature on disease outcomes for cats with saddle thrombus and hypertrophic cardiomyopathy. We will discuss new treatment recommendations and assess prognoses. Practitioners will leave with a plan for the assessment and treatment of feline HCM in the modern era.
- B** **Case-based Discussion: Is Classification of Feline Cardiomyopathy Truly Useful?**, *Dr. Luca Ferasin*
 The diagnosis and clinical management of myocardial diseases (or cardiomyopathy) in cats represents one of the most challenging situations in veterinary cardiology. Although several attempts have been made to standardize the classification of cardiomyopathies both in humans and cats, some disagreement still exists amongst cardiologists. Classification criteria are continuously evolving as the etiology of myocardial disease becomes better understood, especially with the continuous discovery of underlying molecular mechanisms both in people and in cats. It is now widely accepted that, for a given etiology, there may be a spectrum of phenotypes ranging from restrictive to dilated. This lecture will offer a critical, and sometimes controversial, approach to diagnosis and management of feline cardiomyopathies.
- T** **Collecting & Preparing Diagnostic Samples with Emphasis on Endocrine Testing**, *Drs. Vicki Miksicek & Cheryl Rice*
 This lecture will begin with a basic discussion of patient preparation before and during sample collection. We will discuss techniques to improve collection of samples to decrease artifacts such as hemolysis, and how to process blood samples for serum and plasma for optimal results which will be applicable across a wide variety of blood sample analyses. In addition, we will discuss sample handling in preparation for shipping for the most common endocrine tests submitted, including pitfalls and pearls so that veterinary technicians can feel confident in their integral part of providing gold-star diagnostic services for their veterinarian and caregivers.
- 3:00 – 5:00 pm** **W** **Feline Ultrasound of the Bladder Workshop**, *Drs. David Rousseau & Ashlie Saffire*
 Abstract is presented on previous page (8:00 am).
- 3:15 – 4:05 pm** **A** **Cardiorenal Syndrome: How to Navigate this Clinical Conundrum**, *Dr. Joshua Stern*
 In this session we will discuss the intersection of two of the most common diseases in cats. Concomitant kidney and heart disease can be a therapeutic challenge. Practitioners will learn how to evaluate and manage this challenging combination of diseases in their practice.
- B** **Respiratory Distress: Is it the Heart or the Lung?**, *Dr. Lorrie Gaschen*
 This session will review how to make a practical radiographic diagnosis of primary lung versus heart disease in cats and how to develop best next steps. Cats presenting with respiratory distress have non-specific clinical presentations and important radiographic patterns can help to differentiate lung versus heart disease. Lung patterns will be reviewed and assessing for heart disease will be shown in many case examples. A thorough review of interpreting the airways in cats with case examples will be included. How to recognize heart failure in cats will be demonstrated.
- T** **Feline CRI Calculations**, *Rachel Bassett, CVT*
 Does constant rate of infusion (CRI) math have you pulling your hair out? This session will present feline ICU cases managed on multiple CRIs and help you calculate, dilute, and master medical math for your CRI patients.

SATURDAY, SEPTEMBER 28, 2024 continued

- 4:10 – 5:00 pm** **A** **Diet & Dilated Cardiomyopathy: What About Cats?**, *Dr. Joshua Stern*
 Nutrition is an essential consideration in cardiovascular disease of all species. The link between taurine deficiency and feline dilated cardiomyopathy is well established. More recently, diets high in legumes have been implicated in serious cardiovascular disease and death in dogs. This session will investigate the impact of diet on feline heart disease and shed light on the research into high legume diets and heart disease of cats.
- B** **Improving Skills in Diagnosing Heart Disease & Heart Failure in Cats**, *Dr. Lorrie Gaschen*
 This session will provide the current literature standards for diagnosing heart disease in cats based on the size and shape of the cardiac silhouette on radiographs. Many case examples will compare normal to affected cats. The types of heart failure will be shown with emphasis on pleural effusion and pulmonary edema. Cases of bronchial patterns will be shown that are a result of heart failure in cats.
- 4:10 – 4:35 pm** **T** **Coccygeal Epidural in Cats: I Can't Feel My Butt!**, *Rachel Bassett, CVT*
 In this session, we will discuss the use of the caudal epidural, or coccygeal block, in cats for a variety of perineal procedures. Anatomic knowledge, understanding of the effects of drug selection, and safe implementation can make this a useful local analgesic tool for your patients.
- 4:35 – 5:00 pm** **F** **Cats & Vehicle Safety**, *Lindsey Wolk*
 This presentation will cover important information about traveling in a vehicle with cats. The information includes how to select an appropriate travel carrier, the placement of the carrier in a vehicle, and the difference between crash protection and distraction prevention. We will also discuss the risks to human occupant safety when traveling with a cat. The presentation will include compelling video of crash tests illustrating the safety of pet travel carriers for cats.

SUNDAY, SEPTEMBER 29, 2024

- 7:00 – 7:50 am** **S** **The Feline Genome: A Guide for Veterinary Practice**, *Dr. Angela Hughes*
 Discover how the feline genome can transform veterinary care. Genetic screening is becoming a commonly used tool in veterinary medicine, offering insights into health, breed ancestry, genetic blood typing, and traits. This session simplifies genetic terminology, interpretation, and application, using case examples to illustrate. Gain confidence in integrating genetic tools into practice and effectively communicating with clients. Join us to unlock the potential of the feline genome in elevating veterinary care.
- 7:30 – 10:30 am** **W** **Cat Friendly Interactions & Handling Workshop for Students**, *Dr. Ilona Rodan*
 Cat Friendly interactions and handling minimize feline distress, increasing caregiver and veterinary team safety. These methods promote feline welfare throughout the cat's and caregiver's veterinary experience, starting and ending at home. The outcome is improved feline healthcare through more frequent veterinary visits and client loyalty. Working cooperatively with cats to promote their physical and emotional safety during veterinary visits also increases team satisfaction, efficiency, and safety. This hands-on Workshop will begin with a summary presentation to help understand cats and why certain handling techniques work best. This will be followed by a breakout into small groups with demonstration of multiple techniques by Dr. Rodan; each attendee will then have the opportunity to apply those techniques utilizing live cats. This session requires separate registration. Read more on page 23.
- 8:00 – 8:50 am** **A** **Guide to Interpretation of Clinical Enzymology Testing**, *Dr. Peter Christopherson*
 This session will review major enzymes evaluated on clinical chemistry testing. Sources for enzymatic activity and clinical impact will be discussed. Questions are encouraged.
- B** **Unlocking the Power of Genetic Testing for Feline Diseases to Revolutionize Detection**, *Dr. Ashlie Saffire*
 Decoding a feline patient's DNA is another step in the pursuit of better medicine and optimal quality of life for our patients. It offers a way to identify health risks early so detection doesn't come too late. In this discussion we will review the process of genetic testing, how to incorporate genetic testing in practice, and how to prepare caregivers with a plan when mutations are detected.
- 8:55 – 9:45 am** **A** **Cytologic Diagnosis of Inflammatory & Infectious Diseases in Cats**, *Dr. Peter Christopherson*
 This session will focus on various inflammatory and infectious diseases that can be diagnosed on cytology preparations. The presentation is case-based with liberal use of cytologic images. Questions are encouraged.
- B** **Panel – Radioactive Iodine Treatment: Patient Considerations & How to Set Up a Facility**, *Drs. Marcus Brown, Hazel Carney, Colleen Currigan, & Tammy Sadek*
 In this session, the panel will explore many common questions regarding radioactive iodine treatment. Topics will include how to find an I-131 facility and questions to ask that will tell you whether, within the regulations to which the facility must adhere, the I-131 facility uses as many Cat Friendly aspects as allowable. The discussion will include pre-I-131 patient preparation that increases the success potential while minimizing risks, as well as after-care considerations. Additionally, for anyone who is thinking about starting an I-131 treatment center, we will explore regulatory, construction, and radiation-safety training considerations.

SUNDAY, SEPTEMBER 29, 2024 continued

- 10:45 – 11:35 am** **A** **Cancer Cytopathology**, *Dr. Peter Christopherson*
This session will focus on various neoplastic diseases that can be diagnosed on cytology preparations. The talk is case-based with liberal use of cytologic images. Questions are encouraged.
- B** **Current Approach to Examination & Interpretation of the Feline Pancreas with Ultrasonography**, *Dr. Lorrie Gaschen*
This lecture will demonstrate to the participant how to find the pancreas on ultrasound using important landmarks. Use of videos will support this lecture. Numerous case examples of the abnormal pancreas will be shown. Acute and chronic pancreatitis, triaditis, and pancreatic neoplasia examples will be shown.
- 11:40 – 12:30 pm** **A** **The Importance of Accurate Interpretation of Body Cavity Fluid Analyses**, *Dr. Peter Christopherson*
This session will review different types of body cavity fluids encountered in feline patients. There will be case examples of how diagnostic findings impacted case management. Questions are encouraged.
- B** **Improving Skills in Diagnosing Obstructive Gastrointestinal Disease in Cats with Radiography**, *Dr. Lorrie Gaschen*
This case-based session will show approaches to assessing the gastrointestinal tract in vomiting cats. Cats with both vomiting and diarrhea will also be discussed with examples. Challenging cases will be shown with examples of how to develop next steps. Is it safe to wait? What is expected on fast and repeat radiographs in obstructive versus non-obstructive disease?
- 12:40 – 1:40 pm** **L** **Purrfecting Your Feline Renal Diagnosis**, *Dr. Lisa Hann*
During this session, attendees will learn about how artificial intelligence can improve workflow, increase efficiency, and elevate patient care. How AI driven technology and virtual support from board-certified veterinary specialists can enhance point-of-care diagnostics will also be covered. Case-based examples of common feline disorders will be discussed to understand how to maximize laboratory diagnostics.
- L** **News & Views on the Feline Thyroid: Revisiting a Timeless Classic**, *Dr. Kelly St. Denis*
Feline hyperthyroidism was first described in 1979 as a primarily benign adenomatous disease. Diagnosis is generally based on interpretation of upward trending or elevated total thyroid (TT4) values and treatment options are successful in most patients. As we become more skilled at screening for early changes, diagnosis and management have become more challenging. This session will review established testing and management options, with or without comorbidities, as well as recent research that has improved our understanding of feline hyperthyroidism.
- L** **How My Practice Has Changed with New Therapeutics**, *Dr. Mark Epstein*
This session will cover the pharmacology and utility of five new and emerging feline-specific therapeutics in primary care: Zorbium, Varenzin, SGLT2 inhibitors, Solensia, and Bonqat. Emphasis will be placed on practical clinical applications of these products.
- 1:45 – 2:35 pm** **A** **Where's the Beat? A Systematic Approach to Decoding Feline ECGs from a Non-cardiologist's Perspective**, *Dr. Nancy Sanders*
ECG interpretation can be intimidating. In this course we will dissect the ECG into basic, sensible components to help simplify interpretation. Once deciphered, we can determine if urgent treatment is indicated and/or if further consultation with a specialist should be encouraged.
- B** **Update on Hepatobiliary Disease in Cats: Focus on Ultrasonography in Icteric Cats**, *Dr. Lorrie Gaschen*
This session will review hepatobiliary disease with numerous case examples. Cases of primary hepatic disease will be reviewed and emphasis on what to look for in ultrasound scans will be demonstrated. Differentiating hepatic from extrahepatic biliary disease will be reviewed. How to trace the extrahepatic bile ducts will be shown.
- 2:40 – 3:30 pm** **A** **Optimize Your Sample Submissions to Maximize Your Diagnostic Results**, *Dr. Nancy Sanders*
With today's plethora of diagnostic laboratories and test choices, option paralysis can be crippling. Also, submission of improper samples can be costly. In this course Dr. Sanders will review basic clinical pathology and incorporate best practices for sample selection for the individual patient and your practice.
- B** **Recognizing Airway Disease in Cats: What to Look for & Degrees of Severity & Challenging Cases**, *Dr. Lorrie Gaschen*
This session will review how to make a diagnosis of airway disease in cats and discuss both allergic and infectious etiologies and how they can differ radiologically. A thorough review of interpreting the airways in cats with case examples will be shown. Challenging cases will be discussed and with comparisons to CT scans.

Why Should I Attend?

This is a very special year as the AAFP turns 50 in 2024! We are encouraging all veterinary professionals to come and attend in-person to celebrate feline medicine, connect without distractions, immerse yourself in a feline educational experience, become inspired, engage with like-minded colleagues, interact with fantastic speakers, and have some fun. We have planned something for everyone with various sessions on all topics within feline dermatology, cardiology, and diagnostic methodology, as well as many other session topics in our ancillary sessions, Pre-conference Day, and Workshops.

Continuing Education Credits

This Conference has been submitted (but not yet approved) for 33 continuing education credits in jurisdictions that recognize AAVSB RACE approval; however, participants should be aware that some boards have limitations on the number of hours accepted in certain categories and/or restrictions on certain methods of delivery of continuing education. Contact AAFP Headquarters for further information at conference@catvets.com. Once obtained, the program approval number will be listed on the conference website at www.catvets.com/education and on the CE form.

Pre-conference Day	Thursday, September 26, 2024	Up to 9.5 CE Hours
General Conference	Friday, September 27, 2024	Up to 7 CE Hours
	Saturday, September 28, 2024	Up to 8 CE Hours
	Sunday, September 29, 2024	Up to 8.5 CE Hours

Registration

Registration costs for attending are listed below. All attendees who register for the in-person Conference will also receive access to the on-demand virtual sessions, which will become available about 60 days after the conclusion of the in-person Conference.

In-person Registration		EARLY BIRD (BY 8/30/24)	REGULAR (AFTER 8/30/24)
Pre-conference Day (Thursday)			
	Veterinarian Member	\$160	\$195
	Veterinarian Non-member	\$215	\$245
	Technician/Manager/Other Support Staff Member	\$100	\$120
	Technician/Manager/Other Support Staff Non-member	\$110	\$130
	Student	\$ 40	\$ 55
Three-Day Conference (Friday - Sunday)			
Veterinarian	Member	\$590	\$655
	Non-member	\$695	\$770
	One-day/Two-day Registration (per day)	\$260	\$295
Technician/Nurse	Member	\$240	\$290
	Non-member	\$290	\$355
	One-day/Two-day Registration (per day)	\$110	\$135
Practice Manager & Other Support Staff	Member	\$220	\$270
	Non-member	\$270	\$320
	One-day/Two-day Registration (per day)	\$100	\$125
Student		\$ 95	\$120
Additional Items & Events			
Feline Ultrasound of the Bladder Workshop (2 Sessions; Limited to 21 each)	Veterinarian	\$159	\$169
	Technician	\$ 99	\$109
Hands-on Feline Orthopedic Evaluation Workshop (Limited to 30)		\$475	\$485
Yoga - Friday and/or Saturday (Waiver must be submitted)		FREE	FREE
Lunch & Learn (Limited to 125 people. Maximum of 2 sessions per person, one per day)		FREE	FREE
Guest Registration (Friday - Sunday)*		\$299	\$339
Guest Ticket (Thursday, Friday, and/or Saturday Reception each)		\$ 45	\$ 55
Printed Proceedings Book		\$ 65	\$ 65

*Guest Registration includes meals, the exhibit hall, and onsite receptions only Friday through Sunday. The guest must be affiliated with a registered attendee.

If you are not a member of the AAFP and wish to become a member, you can purchase membership at the same time as the Conference registration and receive the reduced member rate.

Cancellation Policy

Cancellation must be received in writing either via fax: (908) 292-1188 or email: conference@catvets.com. Cancellations received by Friday, August 30, 2024 will receive a refund minus a \$75.00 administrative fee for in-person registration. Cancellations received after Friday, August 30, 2024 will not be eligible for refunds. Please note if you cancel your conference registration, it does not constitute cancellation of your hotel reservation.

Consent to Use Photographic Images

Registration and attendance at, or participation in, the AAFP Conference and other activities constitutes an agreement by the registrant to AAFP's use and distribution (both now and in the future) of the registrant or attendee's image or voice in photographs, video, electronic reproductions, marketing efforts and materials, and audiotapes of such events and activities.

Event Policies and Attendee Guidelines

The AAFP is dedicated to providing a safe and productive environment for everyone attending our events. To help ensure all attendees have a pleasant Conference experience, we ask you to please read through and abide by our Conference policies and attendee guidelines. They include, but are not limited to: General Policies, Code of Conduct, Personal Safety and Security, and Americans with Disabilities Accommodations. These can be read at www.catvets.com/education/conference/policies.

Additional Things to Note

- Dressing in layers at the Conference is recommended due to room temperature variations.
- Please note that children are not permitted in the educational session rooms.
- Nursing mothers can reach out to conference@catvets.com for information about accommodations.
- If you are considering bringing a pet to the Conference, you must reach out to conference@catvets.com for the policies at the Convention Center before attending.
- The AAFP will work closely with the venue to create menus that can be enjoyed by all attendees while keeping in mind the most common food allergies and restrictions including vegetarian and vegan options, and nut and seafood allergies. If you have a food allergy or dietary restriction, you must note this when registering for the conference. We can work closely with the event venue to create meals that accommodate individual restrictions with proper advanced notice. Please note, onsite orders cannot be accommodated.

Be there, because you can't get these things virtually!

- Networking with speakers, colleagues, and friends
- Learn and ask questions about NEW feline products/services
- Hands-on Workshops
- Giveaways
- Raffle prizes
- Social events with food, drinks, and entertainment
- Tasty hot meals
- Yoga classes
- And more!

Take a break and give yourself the gift of CE and a feline-focused experience!

Join us at the 2024 Conference and in celebrating the AAFP's 50th Anniversary!

Included in Your Registration

Breakfast Symposia

Back by popular demand, we will be offering sponsored Breakfast Symposia lectures complimentary to all attendees. Join us for presentations on The Feline Genome sponsored by Royal Canin and OA sponsored by Zoetis.

Conference App

A new Conference App will be available to all attendees. The App will contain access to the schedule, ability to chat with attendees and speakers, sponsor information, and much more. With complimentary Wi-Fi sponsored by Dechra in the meeting space for all in-person attendees, accessing the App will be easier than ever! Access details will be emailed prior to the Conference.

Wi-Fi Access

Complimentary Wi-Fi will also be provided to all attendees in the AAFP Convention Center ballroom space and Exhibit Hall. This Wi-Fi is sponsored by Dechra.



Meals

Your Conference registration includes breakfast and lunch all three days of the general conference. A large variety of hot and cold items are served, including vegetarian, vegan, and other healthy alternatives. Coffee breaks and receptions are also provided. Pre-conference Day, which is an additional fee (not included in the Three-day Conference), includes lunch and a coffee break with snack in the afternoon.

Welcome Reception

All attendees are invited to the Welcome Reception at the Hilton Minneapolis Hotel hosted by Boehringer Ingelheim on Thursday, September 26. Refreshments and appetizers will be provided while you have the opportunity to network and socialize with friends and meet new colleagues.



Happy Hour Reception

All attendees are invited to this reception co-sponsored by Boehringer Ingelheim, Ceva, Merck, Purina, and Wedgewood on Friday, September 27 in the Exhibit Hall. Refreshments and appetizers will be provided as you have the opportunity to visit with exhibitors and colleagues. We encourage all conference attendees to make the most of this time to ask questions, test equipment, create relationships, and learn about new products. A special raffle card will be provided during this reception so you can visit the Sponsors booths, obtain a unique stamp, and submit the card for additional prizes.



AAFP 50th Anniversary Celebration: 70's Saturday Night Fever & Costume Party

Get down and get funky at the disco party on Saturday night, sponsored by Elanco, celebrating the AAFP's 50th Anniversary. Shake your groove thang to an amazing live band, celebrate good times with a 360-photo booth, and show off your finest 70's duds in our costume contest...who has bell bottoms?? You will not want to miss our 50th Anniversary party! Peace! Love! Cats!



Giveaways & Raffle Prizes

Attendees will receive a plethora of giveaways with your registration materials. Raffle prizes will also be awarded, so be sure to visit the Exhibit Hall to stamp your Exhibit Passport, included in your registration materials onsite, for your chance to win!

Conference Proceedings

Proceedings Notes are provided to each attendee. Since we know you cannot be in two places at one time, the notes for most of the sessions will be included in the Conference proceedings so you will not miss out on any valuable information. Access includes:

- 1. Online Proceedings:** Each registered attendee will receive an email approximately three weeks prior to the event with complimentary online access. **You MUST print out these notes if you want the proceeding notes onsite (unless you have pre-purchased a printed book).**
- 2. Printed Book:** You may pre-purchase a Printed Proceedings Book for \$65.00, which will be provided to you when you register onsite. If you purchase a Proceedings Book but do not attend the conference there will be a \$15 shipping and handling fee.

Exhibit Hall

Each registered attendee has full access to our busy Exhibit Hall. The Exhibit Hall will be open during coffee breaks, lunches, and the Friday Happy Hour Reception. A full list of exhibiting companies can be found at www.catvets.com/conference2024. *Please note: the AAFP does not endorse the products or services of the companies that exhibit.*

Friday, September 27, 2024	Exhibits open 9:30 am to 6:45 pm
Saturday, September 28, 2024	Exhibits open 10:00 am to 3:15 pm
Sunday, September 29, 2024	Exhibits open 9:45 am to 1:45 pm

On-demand Virtual Sessions

On-demand virtual sessions will be available to all in-person registered attendees. There will be approximately 24 hours of feline CE from the in-person Conference. This will include sessions from the three themes including dermatology, cardiology, and diagnostic methodologies as well as Technician sessions. The exact sessions will be announced in mid-October and will be determined by the feedback of in-person attendees.

Conference Add-ons

Early Riser Yoga Classes

The AAFP will be hosting a Yoga class, a healthy morning activity, to provide you with the tools to stay motivated and jumpstart your day. The Yoga class is a system of techniques, including breath control, simple meditation, and the adoption of specific bodily postures, practiced for health and relaxation. This session will be easy to follow, for all ages, and anyone from beginners to advanced workout enthusiasts are welcome. There will be two Yoga classes provided – Friday, September 27 and Saturday, September 28 from 6:00 - 7:00 am; both located in The Gallery in the Hilton Minneapolis Hotel. Why not meet up with your colleagues and enjoy a relaxing time before a full day of CE?

Attendees must pre-register for this event and must complete a waiver to participate.

Ticket Prices: FREE (waiver required)

Workshops

Hands-on Feline Orthopedic Evaluation Workshop



The approach to a clinically meaningful and efficient orthopedic evaluation of the cat will be discussed. The components of capturing a relevant history, observation of the cat, and the hands-on examination will be presented and discussed. Delegates will gain hands-on (yes, live cats) and expert guided experience in techniques for successful orthopedic/osteoarthritis examinations. Cat Friendly and staff friendly approaches will be emphasized. Learn how to augment your feline practice and build stronger client bonds with your cat caregivers. Review tools and protocols to optimize outcomes for your feline osteoarthritic patients.

Separate registration is required in order to attend this event and this Workshop is not included in Pre-conference Day registration. The Workshop will take place on Thursday, September 26 from 7:45 – 11:45 am and a light breakfast will be provided. Make sure you return your registration form early in order to get a seat in the Workshop. Attendance is on a first-come, first-served basis and Conference registration is required (limited to 30 registrants).

Ticket Price: \$475 – Early-bird; \$485 – Regular

Feline Ultrasound of the Bladder Workshop



The use of point of care ultrasound (POCUS) is increasing in veterinary general practice, as ultrasound technology has become more accessible and user friendly. Many veterinarians want to implement ultrasound into practice but are unable to appreciate where to begin. The urinary bladder, with its readily accessible location and distinct sonographic appearance, is a great place to start. We will focus on a basic POCUS skill – ultrasound of the urinary bladder, with a presentation and then engage in the hands-on portion of the Workshop. Learning how to scan the feline bladder will improve the veterinarian's diagnostic capabilities, increase job satisfaction for the veterinary technician, and elevate the level of care for cats with urinary tract disease, while helping to increase revenue for the practice. The participants will learn basic scanning skills, how to take proper measurements, and how to diagnose common lower urinary tract diseases. Cystocentesis technique using ultrasound will also be taught. Finally, we will introduce ways to implement this new diagnostic skill into practice when presented with a cat experiencing urinary tract signs.

Separate registration is required in order to attend this event. There will be two Workshops presented on Saturday, September 28th from 8:00 – 10:00 am and 3:00 – 5:00 pm. Be sure to register early in order to get a seat (limited to 21 in each Workshop). Attendance is on a first-come, first-served basis and Conference registration is required.

Ticket Price: \$159 – Veterinarian Early-bird; \$169 – Veterinarian Regular; \$99 – Technician Early-bird; \$109 – Technician Regular

Cat Friendly Interactions & Handling Workshop (Students Only)



The goals of Cat Friendly handling are to minimize feline stressors and to promote positive veterinary experiences for cats, subsequently increasing feline welfare, caregiver loyalty, and human safety. More appropriate handling techniques are provided for cats that continue to display fear or other negative emotions despite our best efforts. Understanding the cat is the foundation of feline handling principles and techniques. Cats are unique animals because they are the only solitary hunter that can live amicably with people. They have strong survival instincts and protective mechanisms when they perceive threats which are not uncommon during veterinary visits. This hands-on Workshop will begin with an updated summary presentation to help understand cats and why certain handling techniques work best. This will be followed by a breakout into small groups with demonstration of multiple techniques by Dr. Rodan; each attendee will then have the opportunity to apply those techniques utilizing live cats. Registrants are strongly encouraged to prepare for the lab prior to the Conference and will be emailed about attending a free webinar and reviewing recommended reading (estimated 2 - 3 hours) (limited to 36 student registrants).

Students interested in registering for this Workshop, should fill out a Waitlist Form at catvets.com/2024StudentWorkshop.

Conference Add-ons

Sponsored Lunch & Learn Sessions

Friday Lunch & Learns

Lunch & Learn #1: Boehringer Ingelheim will be sponsoring a Lunch & Learn session on Friday, September 27 entitled, *The Promise of SGLT2 Inhibitors for Treatment of Feline Diabetes Mellitus*, presented by Dr. Thomas Schermerhorn. For a detailed description, see page 14.



Lunch & Learn #2: IDEXX will be sponsoring a Lunch & Learn session on Friday, September 27 entitled, *Cytology in Practice: Is it Worth it? (Spoiler Alert, YESSSS!!!)*, presented by Dr. Nancy Sanders. For a detailed description, see page 14.



Lunch & Learn #3: Zoetis will be sponsoring a Lunch & Learn session on Friday, September 27 entitled, *From Claws to Purrs: Understanding Acute Fear & Anxiety from a Cat's Point of View*, presented by Dr. Tracey Deiss. For a detailed description, see page 14.



Saturday Lunch & Learns

Lunch & Learn #1: Dechra will be sponsoring a Lunch & Learn session on Saturday, September 28 entitled, *Multifaceted Approach to Feline CKD*, presented by Dr. Stacie Summers. For a detailed description, see page 17.



Lunch & Learn #2: Merck will be sponsoring a Lunch & Learn session on Saturday, September 28 entitled, *The Latest & Greatest in FeLV Knowledge & Innovation*, presented by Dr. Laura Greene. For a detailed description, see page 17.



Lunch & Learn #3: Purina will be sponsoring a Lunch & Learn session on Saturday, September 28 entitled, *Hydration & the Kidney: Why Does it Matter?*, presented by Dr. Jessica Quimby. For a detailed description, see page 17.



Sunday Lunch & Learns

Lunch & Learn #1: Zoetis will be sponsoring a Lunch & Learn session on Sunday, September 29 entitled, *Purrfecting Your Feline Renal Diagnosis*, presented by Dr. Lisa Hann. For a detailed description, see page 19.



Lunch & Learn #2: Zomedica will be sponsoring a Lunch & Learn session on Sunday, September 29 entitled, *News & Views on the Feline Thyroid: Revisiting a Timeless Classic*, presented by Dr. Kelly St. Denis. For a detailed description, see page 19.



Lunch & Learn #3: Elanco will be sponsoring a Lunch & Learn session on Sunday, September 29 entitled, *How My Practice Has Changed with New Therapeutics*, presented by Dr. Mark Epstein. For a detailed description, see page 19.



Separate registration is required in order to attend these events and space is limited in each session. Make sure you register early in order to participate in a Lunch & Learn. **We ask that you please limit your registration to two Lunch & Learn sessions over the three days so others have the opportunity to attend.** If you register for more than two, additional sessions will be removed from your registration and selected at random. Attendance is on a first-come, first-served basis and Conference registration is required.

Ticket Price: FREE (Limited to 125 Registrants each)

Contribute to the AAFP Student Travel Fund

The AAFP is pleased to announce a new opportunity for veterinary professionals to invest in the future of feline medicine. It is often cost-prohibitive for students to attend the AAFP Annual Conference as they cannot cover their travel expenses. The new Student Travel Fund is a way to award stipends to ensure students can benefit from top-notch feline education. We have started the collection toward this Fund which will begin to be awarded for the 2025 Annual Conference. AAFP Members and Conference Attendees can contribute to this Fund via Conference Registration and Membership Renewal to help our Student Chapter Members overcome this barrier to the education and networking that are so valuable to young people in our profession.

Thank you for considering investing in the next generation of veterinary professionals to ensure a bright future for feline medicine. Those who contribute to the fund will be recognized by the AAFP. *Please note the AAFP is a 501(c)(6) and contributions are not deductible as charitable donations. Please consult your tax advisor if you have specific questions.*

Hotel Information and Reservations

Hilton Minneapolis (Conference Headquarters Hotel)

1001 S. Marquette Avenue Minneapolis, MN 55403

[Click here for online reservations.](#)

Run of House Room Rates: \$199.00 USD Single/Double Occupancy Rate

**Hotel room rates are subject to applicable state and local taxes in affect at the time of the check-out.*

Hotel Deadline: August 30, 2024

Room Rate Includes:

- Check-in: 3:00 pm; Check-out: 11:00 am
- Complimentary access to the 24-hour fitness center & indoor pool (*closes at 11:00 pm)
- Complimentary Wi-Fi in guest rooms

Cancellation Policy: Cancel 48 hours prior to arrival.

This hotel is directly connected on the 2nd Floor (near UPS Store) to covered skyways to the Minneapolis Convention Center. It's about a 4-5 minute walk.

Hilton Garden Inn Minneapolis Downtown

1101 4th Avenue South

Minneapolis, MN 55404

[Click here for online reservations.](#)

Run of House Room Rates: \$199.00 USD Single/Double Occupancy Rate

**Hotel room rates are subject to applicable state and local taxes in affect at the time of the check-out.*

Hotel Deadline: August 30, 2024

Room Rate Includes:

- Check-in: 3:00 pm; Check-out: 12:00 pm
- Complimentary access to the 24-hour fitness center & indoor pool (*closes at 12:00 am)
- Complimentary Wi-Fi in guest rooms

Cancellation Policy: Cancel 48 hours prior to arrival.

This hotel is one block from the Minneapolis Convention Center.

Please note – we have been informed there are housing/travel agencies that appear to be trying to sell rooms on behalf of the AAFP. The AAFP does not work with ANY housing/travel agency, and all rooms should be booked directly with the AAFP-contracted hotels.

Airline Discounts Available: The AAFP has arranged for airfare discounts through United and Delta. The AAFP does not endorse utilizing these platforms or businesses, nor have any relationship with these airlines. At the time of the meeting, these were the only airlines that offered conference discounts and as a courtesy to our attendees, the AAFP has arranged for a discount code. The discount will vary based on itinerary, location, operator, and fare. Please email conference@catvets.com for the discount code for both airlines.

On-demand Virtual Sessions

Since we know not everyone will be able to attend in-person, there will be a virtual aspect of the Conference that launches approximately 60 days after the in-person event. The Conference will not be live-streamed like the past two years. However, we will have On-demand Virtual Sessions with approximately 24 hours of feline CE from the in-person Conference. This will include 6 sessions each from the three themes including dermatology, cardiology, and diagnostic methodologies as well as Technician Sessions. The exact session list will be announced in mid-October and will be determined by the feedback of in-person attendees. There will be an early-bird registration rate for those virtual attendees that sign-up by October 1, 2024 (prior to the topics being released). More information about the On-demand Virtual Sessions can be found on the AAFP website in July.

On-demand Virtual Registration		EARLY BIRD (BY 10/1/24)	REGULAR (AFTER 10/1/24)
<i>Veterinarian</i>	Member	\$279	\$319
	Non-member	\$379	\$419
<i>Technician/Nurse</i>	Member	\$159	\$169
	Non-member	\$199	\$209
<i>Practice Manager & Other Support Staff</i>	Member	\$119	\$129
	Non-member	\$159	\$169
<i>Student</i>		\$ 29	\$ 39